

Cavan County Council



Draft Budget 2018

CONTENTS

	PAGE
County Manager's Report	1- 5
Reports for Division A – H	6 - 47
Appendices A to D	48 - 52
Table A - Calculation of Annual Rate on Valuation Summary by Service Division	53
Table B - Expenditure & Income for 2017 & Estimated Outturn for 2016	54 - 61
Table C - Calculation of Base Year Adjustment for Financial year 2017	62
Table D – Analysis of Budget 2017 - Income from Goods & Services	63
Table E - Analysis of Budget 2017 – Grants & Subsidies	64
Table F - Comprises Expenditure & Income by Division to Sub Service Level	
Housing & Building	65 -67
Road Transport & Safety	68- 70
Water Services	71 -72
Development Management	73 -75
Environmental Services	76- 78
Recreation & Amenity	79 -80
Agriculture, Education, Health & Welfare	81- 82
Miscellaneous Services	83- 85
Appendix 1 – Summary of Central Management Charge	86
Appendix 2 – Summary of Local Property Tax Allocation Certificate of Adoption	87 88

CHIEF EXECUTIVE REPORT

Courthouse ,
Cavan.

20th November 2017

Dear Cathaoirleach and Members

Introduction

I enclose, for your information and consideration, the Draft Budget of Expenditure and Income for Cavan County Council for year ending 31st December 2018. At budget time it is important to keep the big picture in mind and look at the long term basic objective of Cavan County Council which is to make Cavan a place where people can have a good quality of life; a better place to live work and enjoy. The Council can do this by supporting the generation of business, jobs and enterprise resulting in increased growth with an engaged, inclusive community with a high quality of life and wellbeing and an inclusive county with equality of access and opportunity for all. The gap between the funding available and what is desirable to drive the development of the county, operate manage and protect infrastructure and provide services to a growing population is getting more difficult to bridge each year.

The Minister for Housing, Planning and Local Government has determined the period November 1st to November 30th 2017 as the prescribed period for County Council's to hold their 2018 budget meetings while the Elected Council is required by statute to make a decision in relation to the rate of Local Property Tax before 30th September annually. At the special meeting of the Council held on September 29th 2017 to consider the LPT for 2018, I recommended a local adjustment factor increase of 15%. This would have generated an additional income of €663,665 for Cavan County Council. At the meeting the Council made a decision to maintain the current level of Local Property Tax, therefore foregoing that potential income. In accordance with the legislation I have consulted with the Corporate Policy Group in the preparation of the Draft Budget. I have also consulted the Municipal District Members by preparing a draft budgetary plan for each Municipal District setting out proposals for the General Municipal Allocation and have taken account of the Municipal Draft Budgetary Plans as adopted.

Local authorities are required by law to adopt a budget that is sufficient to meet their proposed expenditure – total estimated expenditure must be met with total estimated income from commercial rates, local property tax, charges for goods and services, and government grants. Every attempt has been made to minimise any necessary reduction in services and to maximise discretionary sources of income as in the past. The current funding model for Local Government limits the capacity to increase income for counties like Cavan who are net beneficiaries from the equalisation fund and whose income from the Local Government Fund has remained static since 2014. The recent upturn in the economy means that contract and tender prices are increasing, materials are more costly and the price of labour continues to rise. Other national and regional policy decisions also place pressure on the Council's financial position; revision of global rateable valuation, Public Service Stability Agreement, unwinding of FEMPI Legislation, introduction of the Housing Assistance Payment, transition of non domestic water billing to Irish Water, increased insurance costs, demand from Regional Assembly, the requirement to submit to Central Government superannuation contributions deducted for all new employees from 01/01/2013 and the cost of additional oversight with the introduction of the General Data Protection Regulations in 2018.

At the budget meeting last year I recommended the harmonisation of rates on a cash neutral basis and a small increase in the Annual Rate on Valuation. The final decision of the Council provided for harmonisation but also a variation of my proposal which resulted in a reduction in

rates income of €325,000 annually. The 2017 Budget was balanced by relying of income from the Non Principal Private Residence, Landfill income and Reserves. Reliance on income that is temporary in nature to balance the books is unsustainable and does not comply with prudent accounting practice. These incomes are declining and will disappear altogether in the near future.

The draft budget provides for total expenditure of €61,991,752 (Appendix A), income of €32,285,851 resulting in net expenditure of €23,705,901 the net expenditure is financed by the Local Property Tax Allocation of €9,480,501, and rates income of €14,225,400 The total income required to meet this expenditure is derived from the following sources (Appendix B):

(a) Government Grants

(1) Local Property Tax Allocation	€ 9,480,501
(2) Road Grants	€10,299,014
(3) Other Government Grants	€14,018,878
Sub Total	€33,798,393

(b) Irish Water

Service Level Agreement	€3,872,141
-------------------------	------------

(c) Monies raised from own resources

(1) Proceeds of sales of goods & Services	€10,095,818
(2) Rates on commercial property	€14,225,400
Sub Total	€24,321,218

Total (a) + (b) + (c) €61,991,752

Road Grant expenditure and income of €10,299,014 represents the amount of initial road grants allocated for 2017. In the same way as last year the road grant expenditure and income figure will be adjusted when we receive notification of our road grants allocation for 2018 and the roadwork's scheme will be prepared and placed before you for consideration.

The Councils Local Property Tax allocation for 2018 is €9,480,501 this incorporates pension related deduction outturn for 2014 which is consolidated into local property allocation baseline. The Council allocation for 2018 reflects the same level of funding received from both these sources of income in 2014 and illustrates the challenges in preparing a balanced budget with no increase in such a significant element of income since 2014. The budget for operating Water Services function under Service Level Agreement with Irish Water has not been finalised for 2018 and the budget reflects estimated expenditure for provision of Water Services function with a corresponding income figure including a contribution to central management charge. The Department have advised that they will fund 80 % of the impact of part of the unwinding of Financial Emergency Measures in the Public Interest Acts legislation under Lansdowne Road Agreement and costs of implementation of Public Service Stability Agreement 2018 to 2020 in 2018, this is estimated in the sum of €487,239.67 and is reflected as income in the budget, this means that Council will have to fund the balance of 20% of these costs which are estimated to amount to €121,809.92 from its own resources.

The total estimated income provided for in the draft budget, exclusive of rates, amounts to €47,766,352 leaving a balance of €14,225,400 to be raised by way of rates on industrial and commercial property.

The draft budget provides for an increase in the annual rate on valuation in the sum of €3.17 from €57.70 to €60.87 this represents an increase of 5.5% on 2017 annual rate on valuation . The proposal to increase the annual rate on valuation acknowledges the challenges faced by business and is balanced against the need to provide investment and services which are essential for business to thrive. There are 2547 rated properties in the county and I set out below the impact of proposed increase in the annual rate in valuation for properties in valuation bands up to €45.00 which represents 70.28% of all properties.

- 39.26% have valuations of €20.00 or less and the increase in rates payable will be €63.47 per annum
- 55.32% have valuations of €30.00 or less and the increase in rates payable will be €95.21 per annum
- 70.28% have valuations of €45.00 or less and the increase in rates payable will be €142.78 per annum
- The average increase for the 1791 properties with valuations of €45 or less is €64.11

The proposed annual rate on valuation of €60.87 for 2018 will still leave this Council's annual rate on valuation the seventh lowest in respect of the twenty five local authorities who have not been subject to revaluation and €5.77 lower than average annual rate on valuation in 2017 in respect of these authorities. This is the only possible option in order to meet our statutory obligations and invest in the social community and economic development of the county while still providing services to a growing population. Without this increase it will not be possible to balance the books without significant cuts in expenditure.

The budget document sets out in detail the Council's proposals for expenditure and income and review of our operations generally under each Division. In addition, as requested by you, the main features of the draft budget are graphically illustrated.

Corporate Plan and Economic, Local and Community Development Role

Cavan County Council has completed the development of the 6 year Local Economic and Community Plan which was launched in September 2016 and the Council's Corporate Plan was amended to include the LECP. Under the Local Government Act 2001 the Council is required to present an Annual Progress Report on the implementation of the Corporate Plan. The reports by the various Departments attached to this Budget, update the Council on progress to date. These reports are supplemented by the Annual Service Delivery Plans and the Chief Executives Monthly Reports.

The economic elements of the plan were developed by the Economic Development and Enterprise SPC while the Local Community Development Committee developed the community elements of the Plan. The plan sets the agenda for the economic and community development of the county and has the democratic mandate of Cavan County Council. The Council also has an important oversight role in driving the delivery of the plan and in providing leadership to agencies, the business, voluntary and the wider community sectors. Financial management of the Social Inclusion Community Activation Programme and the LEADER programme comes within the remit of the Council. The actual programme is managed and delivered by the LCDC in partnership with Breifne Integrated and funds have started to flow out to community and business.

Brexit

The promotion of economic development is now more important than ever following the outcome of the Brexit vote in 2016. Cavan County Council along with all the border counties and Councils in Northern Ireland has published a report – "Brexit and the Border Corridor" which sets out the possible impact of Brexit on the local economies and communities. The report emphasises the need to ensure that nothing is done to undermine the Peace Process, to maintain the common travel area and to avoid the return to a hard border. The report identifies

the importance of implementing the Local Economic and Community Plans to address some of the structural weaknesses in the region and mitigate against any negative impacts of Brexit. The report examines in depth the impact on Tourism, Agri-Food, Trade, Inward Investment and the movement of people. It is clear from the report that support for, and investment in these sectors is essential to help the region grow and develop following Brexit. There are still many unknowns and the picture will become clearer in the New Year when negotiations between the EU and the UK develop further.

Investment in Cavan

Since the Local Economic and Community Plan launch last year Cavan County Council has made significant investment in delivering the plan through developing the following strategies: Tourism Strategy, Food Strategy, Diaspora Strategy, Joint Policing Committee Strategy, Age Friendly Strategy and Sports Partnership Strategy along with the SICAP, Leader and Peace Programmes under the LCDC. Work is also ongoing on the Digital Strategy, a Recreation Strategy, Library, Cultural and Heritage Strategy, Town and Village Strategy and a Healthy Ireland Strategy.

The development of these strategies within such a short timeframe has been as a result of the hard work of staff and elected members with the support of business and community involvement. We have now reached the stage where many plans and strategies are agreed and we need to move forward to implementation which is the really critical stage. We must invest in implementation or there will be no return for county Cavan. Investment in the implementation of these strategies requires financial and human resources. Any business model recognises that there is no return without investment. These strategies have the potential to leverage significant funding from national government funding programmes. To achieve this funding we must begin implementing the strategies through designing appropriate projects and mobilising the private and community sectors. As well as financial resources, delivery will require executive and political leadership at all levels, the cooperation of other agencies and the community as well as staff development and engagement.

National Government Specific Funding requires local matched funding and the Council has only a limited number of options for increasing funding for Cavan such as local property tax, commercial rates or funding under various national funding programmes. The strategies are laying the groundwork for accessing this funding but detailed project and programme design are the next stages in securing national funding for Cavan. Success in attracting Government funding is based on having a good business case as funding calls are increasingly on a competitive basis, which is now the norm for all funding programmes.

During 2017 the Council continued to provide a full range of services that are vital to the functioning of the County. The cumulative effect of the continuous budget reductions in recent years is putting pressure on the Council's ability to continue delivering basic services and community supports. These services and supports play a very important role in promoting and enabling the development of County Cavan and it is essential that they are not eroded any further. Strong progress has already been made on reducing costs and enhancing productivity in the Council. Since the embargo on recruitment in 2008 staff numbers have been reduced significantly and the commitment of staff to maintaining and ever improving the level of service to our customers has to be acknowledged. This is being achieved despite the reduction in staff numbers and increased activities in many areas. I would like to thank the staff for their diligence and hard work in delivering for the people of Cavan in challenging times. The Council is expected to deliver more with less and is committed to supporting staff in the continuous development of their skills and competencies to enable them to meet the ever changing demands placed upon them.

Conclusion

Over the last two years Cavan County Council has developed many plans and policies to guide the delivery of the economic, social and community objectives set out in the LECP. The overall aim is to enable the generation of business and jobs in the local economy, to engage with our

citizens and improve their quality of life and to work in collaboration with other bodies and agencies. It is very challenging to deliver the benefits outlined and needs a combination of financial resources, a well led competent organization with a common sense of purpose among elected members, staff and the community.

I wish to record my appreciation and thanks to former Cathaoirleach, Councillor Fergal Curtin, current Cathaoirleach, Councillor Paddy McDonald, the Corporate Policy Group and to each member of Cavan County Council, for your support and co-operation during 2017. The budget is a reflection of the ongoing partnership between elected councillors and the executive of the Council. The input of Director of Services Joe McLoughlin, Eoin Doyle, Acting Director Paddy Connaughton and other Senior County Council staff in to the budget process has been most effective and will feed in the compilation of business plans early in 2018. I would also like to record my appreciation for Ger Finn former Director of Services who retired during the year. I would also like to record my general appreciation of the assistance and co-operation of other members of staff, for the manner in which they have performed during 2017 and their future role in delivery on the many measures provided for in this document.

The detailed draft budget which you have before you was prepared by Mr. Des Maguire, Head of Finance, and I would like to again pay tribute to his very efficient, loyal and diligent approach to financial management and his contribution to ensuring that Cavan County Council is in a good financial position. It has been a very difficult year to achieve a balanced budget while meeting our statutory responsibilities, preserving services and investing in the future.

I recommend this Budget for adoption.

Tommy Ryan
Chief Executive

20th November 2017

Division A

HOUSING AND BUILDING

Housing Construction Report 2017

The 2017 Capital Allocation for Housing Construction was allocated as follows:

• Housing Construction/Acquisition Programme	€ 4,300,000
• Energy Retrofit Programme (Phase 1)	€ 84,375
• Voids Programme	€ 236,150
Total	€ 5,211,800

€2.5million has been announced to provide 12 new social housing units in Butlersbridge and Ballyhaise. The construction of four houses in Butlersbridge commenced in June 2017 and the construction of eight houses in Woodlands Ballyhaise commenced in October 2017

In April 2017 approval of €1,330,3769 was received for the construction of a further eight units at Rosehill, Mullagh. Tenders for Construction were received in October 2017 and are currently being assessed. It is anticipated that construction will commence on this scheme in January 2018.

Social Housing:

The following works were carried out in 2017 under the SHIP Acquisition Programme

- Acquisition of 26 no units in various locations

Energy Retrofit Programme

In 2016 energy upgrade works were completed on 400 no. units at various locations throughout the county under this scheme. Phase 2 of this scheme is due to commence in 2018.

Voids

Works have been completed on nine units and work is in progress on a further three units.

Voluntary Housing:

Under the Voluntary Housing Programme approval in the sum of €631,200 was received for sixteen units at Cluin Dara Kingscourt Co Cavan. This scheme is completed.

Housing Report

The overall Council's housing stock at 13th November 2017 is comprised as follows:

• Local Authority Housing Units	2042
• Scheme of Improvement	25

The number of dwellings allocated to date in 2017 to eligible applicants is 99.

The current Housing Need identifies 938 applicants as being in need of housing.

Scheme of Improvements in Lieu of Rehousing & Extensions to Local Authority Dwellings

This scheme provides for improvement works to private houses of eligible applicants together with extensions to Local Authority dwellings. To date 1 no. project has been completed under the Extensions to Local Authority Houses.

RAS – Rental Accommodation Scheme

The Rental Accommodation Scheme (RAS) provides housing for long-term rent supplement recipients (18 months plus) through the sourcing by the housing authority of accommodation from the private rented market or through other social housing measures. The Council leases the property directly from the landlord and the tenants pay their rent contribution to the Council. The Scheme makes provision for the recoupment of the remaining cost of the lease from the Department of Housing Planning and Local Government.

The number of cases who joined RAS to date in 2017 is 21 for private rented accommodation and 23 from the Voluntary Housing sector.

Currently there are 58 RAS tenants accommodated in voluntary housing and 489 in private rented accommodation.

HAP

Housing Assistance Programme (HAP) provides housing support and replaces rent supplement for those with a long-term housing need who qualify for social housing support. Currently Cavan have 112 on HAP since December 2016.

Estate Management

Cavan County Council employs a Housing Liaison Officer (HLO) to work full time with tenants, in the local authority estates across the county.

The role of the HLO is to:

- deliver pre-tenancy training to all new tenants
- assist new tenants at the time of moving in
- set up and support residents groups
- provide details of Estate Enhancement Grant Schemes
- organise the annual Estate Awards Ceremonies
- investigate breaches of tenancy

The Council has developed close links with its tenants, by being accessible and supportive to residents and the wider community. In 2017 35 pre tenancy training sessions were held. 145 tenants attended and received pre - tenancy training.

When new tenants get their key, they are welcomed, they have the conditions of their tenancy agreement explained to them and they are given information on how to get involved with their local residents' group.

Participation and Inclusion

Tenants are encouraged to play a full part in the life of their community and to work actively with the council, to assist in the management of their estates. By working in partnership, estate groups and the Council produce an annual estate enhancement plan the purpose of which is to improve and maintain the appearance of streets and estates.

It also aims to encourage neighbours to be included, to work together and to participate in developing any plans for their street.

Estate Enhancement

Estate Enhancement proposals are taken every year from the residents of our local authority estates. The proposals are developed entirely by the street groups themselves and once approved, receive grant funding from the Housing Department.

Estate Grant & Awards Scheme

An Estate Grant and Awards Scheme was introduced by the Housing Department in 2008, with the aim of supporting those involved in the care and maintenance of public spaces in social housing areas. A total of 72 Local Authority Estates participated in 2017. Interest in the scheme continues to grow with new estate groups entering the scheme every year since its introduction.

Traveller Accommodation Programme

The Local Traveller Consultative Committee consists of elected Members, traveller representatives, and County Council officials. A five year programme has been adopted through consultation with the Traveller representatives. 46 families are to be accommodated over the 5 year period 2014-2018. The programme is on target with 10 no. families having been accommodated in 2014, 10 no. in 2015 and 8 no. in 2016, 9 no in 2017. To date our targets have been met.

Private Rented dwellings

The Residential Tenancies Act 2004 provided, with effect from 1st September, 2004, for the registration by landlords of the tenancy of a dwelling with the Private Residential Tenancies Board (PRTB). The local authority continues to be responsible for the enforcement of the standards. The total number of inspections to 30/09/2017 is 348.

Housing Aid For Older People

The maximum grant payable under this scheme, €8,000 or 95% of the cost of the works will be available to those with gross annual household incomes of less than €30,000, tapering to 30% for those with incomes of between €50,001 and €60,000

The number of grants paid to date in 2017 is 75.

Housing Adaptation Grant Scheme For People With A Disability

The maximum grant under the Housing Adaptation Grant Scheme for People with a Disability as set out in Departmental guidelines is €30,000 or 95% of the cost of the work and is available to applicants, whose gross household income is less than €30,000, tapering to 30% for those with incomes between €50,001 and €60,000. November 2017. The number of grants paid to date in 2017 is 39.

Mobility Aids Housing Grant

The maximum grant aid for the Mobility Aids Grant Scheme is €6,000 or 100% of the cost of the work, whichever is lesser. The number of Mobility Aids Grants paid to date in 2017 is 35. The total expenditure incurred to date on all three housing grants in 2017 is €1,275,610

Housing Maintenance

A sum of €598,000 is included in the budget for housing maintenance. This funding will be used to undertake:

- Ordinary maintenance
- Planned maintenance
- Pre letting repairs

Division B

Roads & Transportation

1. Roads & Transportation

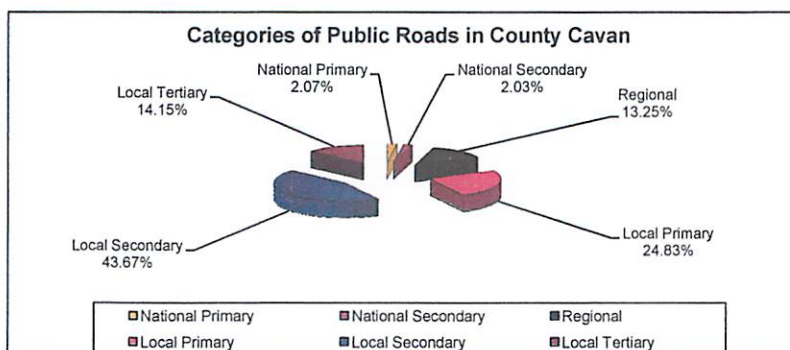
Cavan County Council is responsible for the maintenance and improvement of all National, Regional and Local roads within the County. In total, Cavan County Council is responsible for the maintenance of in excess of 3,000km (1,880 miles) of public road annually.

1.1 Cavan Road Network Classification

The total estimated value of the road network in the County is over €1.1billion, with the Regional and Local Road network accounting for €1 billion of this total. There are a total number of 779 road bridges (span greater than 2 metres) in the county.

Category	Road Type	Length (Kilometres)
National	National Primary	62.21
	National Secondary	61.07
Non National	Regional	399.14
	Local Primary	747.83
	Local Secondary	1315.08
	Local Tertiary	426.03
Total		3011.36

The total length of public roadway in County Cavan is 3,011km.



2.0 Funding

Funding for the improvement and maintenance of public roads in Cavan comes primarily from

three sources. Transport Infrastructure Ireland (TII), provides funding for National Roads with the Department of Transport, Tourism and Sport (DTTAS) providing funding for the Regional and Local Road Network. Technical and administrative backup for this funding is provided by the TII as required. Cavan County Council provides a substantial annual allocation from own resources towards the upkeep of the Local and Regional Road Network.

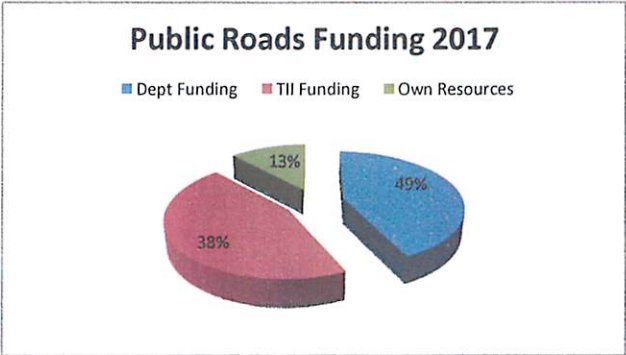
2.1 2017 Funding Allocations

The table below shows the funding allocated by each funding source at the start of 2017.

Road Category	Funding Source	Initial Allocation
National Roads	Transport Infrastructure Ireland	€ 6,850,892
Non National Roads	Dept. of Transport, Tourism & Sport (DTTAS)	€ 9,117,182
Non National Roads	Cavan County Council	€ 2,326,379
		€ 18,294,453

2.2 Cavan County Council Contributions

At the start of 2017, Cavan County Council provided €2.32 million of its own resources towards the Maintenance and Improvement of the Non National Roads Network (Local and Regional Roads). This demonstrated the Council’s ongoing commitment to maintaining its roads network.



2.3 Additional Allocations

During 2017 Cavan County Council was able to avail of additional TII and DTTAS funding. This was primarily due to projects being ready in advance and an emphasis on maximising income into the county for the improvement of our roads infrastructure. Also an additional €150,000 (€50,000 per Municipal District) was provided by Cavan County Council for footpath repairs. The table below shows the additional allocations obtained.

Road Category	Funding Source	Initial Allocation	Additional Allocations	Total Funding
National Roads	Transport Infrastructure Ireland (TII)	€ 6,850,892	€ 1,513,136	€ 8,364,028
Non National Roads	Dept. of Transport, Tourism & Sport (DTTAS)	€ 9,117,182	0	€ 9,117,182
Non National Roads	Cavan County Council	€ 2,326,379	€150,000	€ 2,476,379
Private Lanes	Dept Rural Community & Development	€0	€295,000	€295,000
		€ 18,294,453	€ 1,958,136	€ 20,252,589

3.0 National Roads

The National Primary road network consists of the N3 and N16. The N3 is the Dublin/Enniskillen/Ballyshannon Road; the N16 is the Sligo/Enniskillen Road. The National Secondary network consists of the N54 Cavan/Monaghan road between Butlersbridge and the County Boundary at Leggykelly, the N55 Cavan/Athlone road and the N87 from Staghall Roundabout, Belturbet to the Border at Swanlinbar.

3.1 Major Schemes

3.1.1 N3 Butlersbridge Belturbet

Whilst this project was fully opened to the public in December 2013, works are on-going in relation to defects remediation. The Final Account Conciliation process to deal with contractual disputes that arose on the main construction contract was completed in 2016. The result of this Final Account Conciliation was in favour of Cavan County Council.



Extradosed Type Bridge over the River Erne

3.2 Minor Improvement Schemes

3.2.1 N55 Corduff to South of Killydoon, Section A

Section A, which involves a 3km realignment of the N55 at two distinct locations to the south of Ballinagh, progressed rapidly during 2016. Cavan County Council appointed Designers Roughan & O'Donovan Ltd. / AECOM Ltd JV to carry out the Detailed Design for Phases 1 and 2. The detailed design was completed and tenders for the construction phase issued in September 2016.

Following the approval of the Compulsory Purchase Order, the land acquisition element of the project was completed. The construction stage of this project commenced in May 2017 and is now well advanced and scheduled for completion by October 2018.



Aerial picture of excavation works on Phase 1 at Garrymore

3.2.2 N55 Corduff to South of Killydoon, Section B

Section B, between the townlands of Ballytrust and Mullahoran, involves a 3.7km realignment of the N55 immediately south of Section A. The Planning and Design of this Section has progressed well during the second half of 2017. RPS Consulting Engineers are currently finalising the design in preparation for lodging of a Compulsory Purchase Order application to An Bord Pleanála, pending TII approval.

3.2.3 N3 Virginia to Maghera

Tobin Consulting Engineers have been appointed to progress the N3 Virginia to Maghera Road Improvement Scheme through Phases 1 & 2 of the Project Management Guidelines. The primary aim of this project is to address the significant safety issues on this section of road.

3.2.4 N3 Dublin Road Road Roundabout Scheme

Cavan County Council is in the process of appointing Consultants to progress this Scheme through Phases 1, 2 and 3 of the Project Management Guidelines.

3.3 National Road Safety Schemes

Preliminary Design was completed for N3 Virginia Main Street HD15 Scheme - Phase 2 through the Main Street. A number of Public Consultations were held and the Scheme is being amended to take account of concerns and issues raised.

3.4 National Road Bridge Projects

At the end of 2015, Cavan County Council received an allocation of €2,138,390 from the TII/NRA for repair and rehabilitation works on nine national road bridges in the County. These are Beaghy Bridge, Billis Bridge and Virginia Bridge on the N3 and Doon Bridge, Derryginny Bridge, Killycrin Bridge, Borim Bridge, Cladagh Bridge and Drumconra Bridge on the N87. The contract was awarded to John Craddock Ltd. Construction work commenced in early May and was substantially complete on 17th February 2017. This project is currently in final account and close out stage.

3.5 National Road Pavement Overlays Schemes

The N3 Raheelagh to Kilmore Roundabout pavement Overlay Scheme (6.5km) and N87 Lisnamine to Rahaghan Pavement Overlay Scheme are substantially complete with snagging works on going. Total Scheme costs (to-date) for both schemes are €1.45m and €0.35m respectively. The N55 Corrakane Scheme was completed during the summer at a cost of €0.137m approx.



Photo showing Chip laying crew on the N87 Lisnamine to Rahaghan Pavement Overlay Scheme

The TII have identified the following six pavement overlay schemes to be progressed to construction stage in 2018:

- N3 Cornaslieve to North of Virginia
- N55, Moynehall to North of Ballinagh Pavement Overlay
- N87, Snugborough to Ballyconnell pavement Overlay Scheme,
- N87, Swanlinbar Pavement Overlay Scheme (South of Swanlinbar town)
- N87, Gortullaghan Pavement overlay Scheme
- N87, Killyneary Pavement Overlay Scheme

4.0 Regional & Local Roads

4.1 2017 Road Works Programme

A grant of € 9,117,182 was allocated to Cavan County Council at the start of 2017 for the improvement and maintenance of Regional and Local roads in the county, including Bridge Rehabilitation and Speed Limits in Housing Estates. Works generally consisted of drainage improvement, strengthening with granular and macadam materials and surface dressing. The 2017 RWP was delivered through the three Municipal Districts.




4.2 Regional & Local Road Safety Schemes

Cavan County Council received €195,000 in DTTAS Grant Allocations for 4 No. Low Cost Safety Schemes for 2017 including Drung Village, Cabra Castle to Dun Na Ri Forest Park in Kingscourt, Shercock and Ballyjamesduff Town Centre.

4.3 Regional & Local Road Bridge Projects

Cavan County Council received €280,500 in DTTAS Grant Allocations for the rehabilitation of 12 Regional and Local Road Bridges in 2017 at Drummanduff, Monnery, Cullies, Keadew, Bawnboy, Killycreeny, Killymacaran, Ballynallon, Glencorran, Lisreagh, Clonagonnell and Aghaveans. An additional €231,000 of own resources was allocated to the design and the rehabilitation of 9 bridges at Corfad, Clifflin, Breffni Park Bridge, Annagharnet, Knockakista, Drumliff, Drumnaveagh, Coolnacarrick and Farnham. During the latter part of the year Cavan County Council became aware of 1 structure that required urgent remedial works, namely Drumagolan Bridge, Lisgrey and also the bridge at Monnery, Crossdoney mentioned above had to be replaced owing to its condition. The cost of rehabilitation and replacement of these 2 bridges was €75,000 in total and Cavan County Council has applied to DTTAS for emergency funding.



Drumagolan Bridge Before and After



Keadew Bridge - Before and After

4.4 Community Involvement Schemes

Cavan County Council's Roads and Transportation section continues to support Community Involvement in the improvement of Local Roads. In 2017, 9 Community Involvement Schemes were funded out of the Council's Restoration Improvement Grant, with the applicants providing 20% of the cost of the works. These schemes were located at Trinity, Moher, Crubany, Drumrath, Cormashesk, Croaghan, Carrickacronin, Greaghnamala and Keelagh.

5.0 Road Maintenance

Ongoing maintenance of the road network is critical in maintaining the investment of improvement works of previous years. The table below shows the value of maintenance works carried out during the year on each road type.

Road Category	Kms	Maintenance Costs 2017 (€)
National Primary	62	355,866
National Secondary	61	204,697
Regional	399	411,885
Local	2489	3,038,387
Total	3011	4,010,835

5.1 National Road Maintenance

During 2017 Cavan County Council has received €560,563 in funding for maintenance of the national primary and secondary network in Cavan under the Winter Maintenance, Route Lighting and Ordinary Maintenance programmes. Additional maintenance funding has been provided by TII for specific maintenance works.

5.2 Regional & Local Road Maintenance

In 2017 the DTTAS provided an allocation of €2.61m in the form of a Discretionary Grant specifically for the maintenance of the Regional & Local Road network. Cavan County Council provided an additional €1.61m from its own resources for the same purpose. The principle maintenance operations included drainage and surface repair work.

5.3 Winter Maintenance

Cavan County Council treats a designated 530km of the Road network as part of its Winter Maintenance Service which accounts for 18% of the entire network. A Winter Service Response Plan and maps of the salting routes are posted on the Council's Website for public viewing. The National Road Network is prioritised as it carries the greatest volume of traffic and caters for higher speeds. Winter Maintenance is carried out as a pre-treatment on the basis of forecast conditions.

6.0 Public Lighting

Cavan County Council provides and maintains Public Lighting to a total of 29 towns and villages. Throughout the year the Council upgraded sections of the lighting infrastructure within each of the three Municipal Districts, including the use of LED technology which reduces the energy and maintenance costs and decreases carbon emissions. SSE Airtricity Utility Solutions Ltd is the Council's Maintenance Contractor for public lighting and Energia provide the supply of unmetered electricity.

7.0 Smarter Travel

7.1 Active Travel Towns 2014-2016

Cavan County Council secured an allocation of €500,000 for the partial implementation of Phase 2 of the Cavan Town and Environs Walking and Cycling Strategy. This allocation from the DTTAS has been provided for the provision and upgrade of pedestrian and cycling infrastructure in Cavan Town at St Clare's School, the R188 Cootehill Road, the L2012 and the L1523 Loreto Road. The planning and design work was completed for all elements of the project in 2016, construction was commenced and was substantially completed in 2017.



New layout at Cootehill Road, Cavan Town

7.2 Cavan Leitrim Railway Greenway

Cavan and Leitrim Local authorities are working in partnership on the development of this Greenway project. This 54km Greenway development plans to utilise the old railway that ran from Belturbet in County Cavan through Tomkin Road, Ballyconnell, Ballyheady, Templeport, Killyran, Garadice, Ballinamore, Lawderdale, Fenagh, Atoon, Rosharry, Mohill and Dereen to Dromod in County Leitrim. This Greenway Project is being developed in conjunction with the local community groups and development associations along the proposed route.

Cavan County Council as the lead authority, following a procurement process, appointed Roughan & O'Donovan Consulting Engineers to prepare a detailed Preliminary Design and to carry out AA Screening and EIA Screening for the project and this work was substantially

completed in 2016. and Cavan County Council submitted a funding application to Fáilte Ireland for the scheme. Cavan County Council in partnership with Waterways Ireland recently was awarded funding under Measure 3 of the Outdoor Recreational Infrastructure Scheme 2017.

The development of a 5.5km recreational cycling and walking trail from the town of Ballyconnell, County Cavan to Bellaheady Bridge, primarily along the Shannon-Erne Waterway on the banks of the Woodford River is due to commence construction in early 2018 and scheduled to be completed by end September 2018.

7.3 Sligo Leitrim Northern Counties Railway Greenway

Cavan County Council, Fermanagh & Omagh District Council and with Leitrim County Council as Lead Authority, in conjunction with the Sligo Leitrim and Northern Counties Rail Trail Group, plan to develop a Greenway by converting the old railway line from Manorhamilton to Enniskillen via Blacklion into a sustainable Multi Use trail to accommodate walkers, cyclist, horse riders and mobility challenged. The preliminary design, environmental assessment and screening stages were substantially completed in 2016.

8.0 Road Safety

The Cavan Road Safety Action Plan 2017-2020 was launched in May, 2017. The plan was prepared by the Cavan Road Safety Working Together Group which is a multi-agency, multi-disciplinary group established in 2015 to ensure a co-ordinated, collaborative and consistent approach to improving safety for all road users.

The Cavan Road Safety Working Together Group includes representatives from Cavan County Council, The Fire Service, The RSA, The TII, An Garda Síochána, The HSE, The Ambulance Service and The Cavan Monaghan Education & Training Board.

The objectives of the Action Plan are:-

- To make the road network in Cavan safe for all road users.
- To apply the principles of the National Road Safety Strategy 2013-2020, in particular to focus on the four main elements of road safety, namely Education, Engineering, Enforcement and Evaluation.
- To promote a collective sense of responsibility towards road safety.
- To address the key behaviours which have been identified within the National Road Safety Strategy as requiring to be changed.
- To address any particular behaviours applicable to Co. Cavan and to develop strategies to address these behaviours.
- To continue and strengthen cross border linkages and cooperation, particularly in the area of education and enforcement.

The Plan will be monitored and reviewed on a regular basis and the hope and expectation is that the Cavan Road Safety Action Plan 2017-2020 will significantly contribute towards improving road safety in Co. Cavan.

9.0 Strategic Policy Committees

One of the main objectives of Better Local Government was to enhance Local Democracy and as a result Strategic Policy Committees were set up. These provide a new forum for Elected Representatives of the Council and Representatives of Community and State Organisations to work together to develop new policies and review old ones. Each Committee is chaired by a Member of the Council and is serviced by a Director of Services.

Strategic Policy Committee for Roads and Transportation;

Cllr	Paddy	Reilly	Chairman Roads SPC
Cllr	Paddy	McDonald	Member of Cavan County Council
Cllr	Paddy	Smith	Member of Cavan County Council
Cllr	Sean	Smith	Member of Cavan County Council
Cllr	Philip	Brady	Member of Cavan County Council
Ms	Patricia	O'Reilly	Community Representative
Mr	Philip	Smith	Agriculture Representative
Mr	Gary	Meehan	Business Representative
Ms	Pauline	Brady	Business Representative

3 Meetings will take place during 2017 and the following topics were discussed and progressed:

2017 Roadworks Programme, Greenways, Road Safety Strategy, Severe Weather Planning, Parking Bye-Laws, Speed Limit Bye-Laws, Bus Stops, TII Funding

10.0 Implementation of Regulatory Responsibilities

During 2017 the existing 2006 Speed Limit Byelaws for the County were reviewed. The new Bye-Laws were proposed and a public consultation process was completed. The proposed Bye-Laws were presented to the elected members at each of the Municipal Districts.

Division C

Group Water Schemes

Cavan County Council is responsible for administration of grants for Group Water and Sewerage Schemes under the Rural Water Programme in Cavan. The remedial works carried out under the Rural Water Programme continued to grow in 2017 with an initial interim budget of €236,663.00 provided to the schemes in Cavan. In September of this year we also received additional allocation of €53,337.00 leading to overall allocation of €290,000.00.

The Department has introduced a Multi Annual approach to the operation of the Rural Water Programme for the years 2016 to 2018 and all schemes have submitted work proposals to cover those years.

New/Upgrade:

The Rural Water Programme in Cavan continued to extend and improve the existing network in order to maximise the numbers of people obtaining a water supply to EU drinking regulations in 2017. The overall spend in 2017 on this measure will be €290,000.00. The works involved a mixture of bulk meter replacements allied to upgrade of telemetry systems and replacement of deficient critical mains to assist in water conservation measures. A total of 8 schemes will receive funding under this measure in 2017.

Ongoing Issues in Cavan - Rural Water Programme 2017

Actions to resolve the ongoing TTHM issue include contacting the 5 affected schemes with a view to taking on Client's Representative to properly monitor the existing treatment process and come up with possible solutions to the problem. Cavan County Council has a Departmental allocation of €125,000.00 towards these costs. In April 2017 consultants were taken on to prepare reports on possible remedial works for the 5 affected schemes with full Departmental funding agreed. To date 5 of the reports have been received and forwarded to the Department for consultation on next course of action.

Cavan County Council has €120,000.00 ringfenced for a pilot project to deal with an Algal bloom problem affecting Clifferna GWS. In March we received a report from TJ O'Connors Consulting Engineers on the proposed treatment process which raises a number of questions regarding its suitability. We are awaiting updated report from TJ O'Connors on the proposed treatment process.

Grant aid of €81,000.00 is ring fenced with the Department for 2017 to bring work on Stradone Group Sewerage Scheme to its conclusion this year. Meetings were held with the scheme in April 2017 and actions agreed to bring the scheme to completion. Work recommenced in September 2017 on the completion of the sewer network and pumping station.

Contact was made early this year with all of the group schemes on our monitoring programme seeking a greater spread of premises for sampling purposes as set out in the recommendations from an EPA audit at the end of 2016 and in order to comply with our regulatory requirements.

An overall survey of the existing resources available in Cavan for the delivery of our responsibilities under the Rural Water Programme was submitted to the LGMA in March 2017. This forms part of a review of the delivery of the service countrywide and will form the basis for a business case

presentation presently being prepared by the National Rural Water Review Group for an upgraded delivery of the Rural Water Programme to meet present and future needs.

Revised Subsidy Arrangements:

There are now two types of subsidy set out as follows. Subsidy A relates to the general operational and management costs incurred in the operation of a group scheme. Subsidy B relates to the operation and maintenance costs associated with the “bona fide” Design/Build/Operate contracts for schemes that have their own treatment plants. There are amendments to the processing of Advance payments set out in the explanatory memorandum distributed to the group schemes.

The improved rates again demonstrate the commitment of the Department of the Housing, Planning and Local Government to the Rural Water Programme and to the work that is ongoing throughout the country and is a direct result of the partnership approach taken by the group schemes, the National Federation of Group Water Schemes, the Local Authorities and the Department in the delivery of potable water.

Grant For The Provision Or Necessary Improvement Of An Individual Water Supply To A House:

Under this scheme a grant of 75% of the cost of the work (subject to a maximum of €2,031.58) is available to qualifying applicants to improve their water supply. The main qualifying criteria are that the dwelling is over 7 years old, is the permanent residence of the applicant and is not in a position to be supplied from a Group Water Scheme or a Public Scheme.

Division D

Planning

The Planning Department works in accordance with the Cavan County Development Plan 2014-2020 and the Cavan Town and Environs Development Plan 2014-2020. These documents set out the blueprint for future developments and have been subject to extensive public consultation during their preparation and adoption stage. The Planning Department are continuously implementing the objectives of the County and Cavan Town Development Plans. Through the processing of planning applications, disability access certificates, building control, enforcement and forward planning, the Planning Department are committed to implementing the objectives of the Development Plans adopted. Ongoing monitoring of the number and location of dwellings approved in the county is being undertaken to ensure that the county remains compliant with its core strategy and to enable the Planning Authority to identify any pressures.

The Cavan County Development Plan 2014-2020 and the Cavan Town and Environs Development Plan 2014-2020 will commence review in 2018. In preparation for the review, consultants were engaged to prepare strategies/reports on the following important areas:

- Architectural Conservation Areas
- Retail Strategy
- Economic development study for the county

Cavan County Heritage Plan is currently under review and it is anticipated that the new plan will be published in 2018. The plan will contain a number of core aims and objectives with identified actions to enhance, conserve, protect and manage the county's heritage. Key aims and objectives of the current Heritage Plan have been achieved through a range of activities including the building of our knowledge base on heritage e.g. scientific research on habitats and their management i.e. Cuilcagh Mountain Collection of data which has enabled us to develop policy within our County Development Plan e.g. County Wetlands Study making heritage accessible to the wider community e.g. Cavan Golden Way and Heritage Week events.

Policies and objectives contained in Chapter 12 – 'Town and Village Plans' of the Cavan County Development Plan place a strong emphasis on the importance of towns and villages in our county. Towns act as key strategic locations for the physical, economic and social development of their areas. Consultants were engaged in 2017 to prepare 20 town and village plans that sets out in a clear and precise manner, the realistic actions and future for the towns and villages in terms of creating places that people want to live, work and socialise in. The actions set out in the strategy shall be accompanied by advice on realistic funding sources. The document will deliver actions for the Spatial/Physical Development, Economic Development and Community Development of each town or village, these plans will be finalised mid 2018.

Ongoing work in the Planning Department is being carried out for the County in relation to Flood Risk Assessment. Publication of a draft document for the county awaits the publication of OPW final document for the CFRAM studies (Catchment based Flood Risk Assessment and Management of flood risk). Throughout 2016, the Planning Authority prepared a draft Development Contribution scheme which went out on public consultation in accordance with the Planning and Development Acts and came into effect in January 2017.

Planning and Development Contribution Scheme

The Planning Authority may, when granting a planning permission under Section 34 of the Planning and Development Act include a condition that requires payment of a contribution as set out in the scheme. The Planning and Development Contribution Scheme was last reviewed and adopted by Cavan County Council in 2016 with effect on applications granted from January 1st 2017 – 31st December 2020 (2017 -2020 scheme).

Development contribution receipts under the 2017 - 2020 scheme will be attributed towards the provision of certain classed of public expenditure and facilities benefiting the County apportioned as follows:

- Roads, Infrastructure and Facilities 87%
- Surface Water 1.5%
- Recreation, Parks and Open Space/community facilities 11.5%

Changes with the introduction of Irish Water meant all planning permissions granted from 1st January 2014 were levied where applicable for development contributions, less the water and wastewater element (i.e. 28% in Cavan County Council). From 2017 the development contribution charge does not include any element for water/waste water. A contribution is now charged directly by Irish Water to the applicant in this regard.

It is estimated that €1,000,000 approximately will be received by Cavan County Council in development contributions in 2017 (excluding Irish Water). The financial system P.D.C. (Planning Development Contributions) continues to be used to monitor outstanding contributions on a customer basis which enables the Planning Authority to track contributions more easily and to provide a more accurate picture of commencements and any monies outstanding.

Customers can avail of standing order facilities and phased payments when paying development contributions. All grants of permission which do not have a Commencement Notice continue to be checked to see whether or not they were commenced and invoiced accordingly.

Development Management:

It is anticipated that the Planning Department will received approximately 550 new planning applications in 2017, similar to 2016. There has been a significant increase in planning applications over the previous 4 years, rising from 282 application in 2013. It is expected that planning applications will increase in 2018. A new e-planning system is to be rolled out in 2018 which is a transition from a manual system to an electronic system allowing a better service to the public and will significantly reduce copying and scanning of documentation.

2010	424
2011	353
2012	335
2013	282
2014	351
2015	520
2016	589

Enforcement

The Planning Enforcement Section as part of its duties include: response to complaints; follow-up site inspections; issuing of warning Letters and enforcement notices and consultation with the Law Agent. In some instances, it is possible to bring unauthorised development within the planning code or to regularise it retrospectively, through retention planning permission. During 2017, the Enforcement section opened and investigated 101 new enforcement cases and closed 30 of same following the matters being rectified through removal or discontinuance of use, or through obtaining planning permission.

Building Control

The 1st of March 2014, saw the introduction of the Building Control (Amendment) Regulations 2013 which requires any person intending to build, to apply through an online system called the Building Control Management System or BCMS. These regulations greatly increased the level of building control inspections and certifications throughout the County. In 2016, Cavan County Council received 222 commencement notices under the new online BCMS System. Up to October 2017, we have received 217 commencement notices. All local authorities are aligned nationally, in keeping with the 3 regional authorities and therefore Cavan was placed in the Northern and Eastern region along with Donegal, Sligo, Leitrim, Monaghan, Mayo, Roscommon, Galway city, and Galway county. Each of the 3 regions has 1 representative on the national building control management project board which sets the governance for all building control authorities nationally and ensures compliance with the Local Government Reform Act 2014. Currently Cavan represent the region on this board.

The Building Control Section continues to regularly monitor and inspect developments to ensure that buildings are constructed in accordance with Building Regulations. Special emphasis is placed on the Energy Efficiency of buildings (BER Certificates) and Disability Access Certification of all buildings other than dwellings ensuring compliance with the Building Regulations.

Unfinished housing estates

In 2010 a survey of unfinished estates was carried out by Cavan County Council and the then Department of Environment, Community and Local Government. This survey identified 156 unfinished estates in the county. The survey is repeated each year to ensure a target reduction of 25% is achieved in the overall number of unfinished estates. The table below shows the reductions achieved to date.

Year	Unfinished estates	% yearly reduction
2010	156	
2013	61	15 %
2014	51	16.4 %
2015	33	35.3 %
2016	21	36.4 %
2017	13	38.1 %

The County Council are continuing to work with developers, bondholders and the Department of the Housing, Planning and Local Government to eliminate unfinished housing estates in County Cavan.

Community and Enterprise Department

The Community and Enterprise Department facilitates and supports economic development, community development and social inclusion within the County. The allocation for the Department in 2018 is €5,498,799 including central management charge with a projected income of € 4,116,681

A provision of €30,000 is set aside for the successful Community Grants Scheme Initiative and a further €21,000 has been allocated in respect of Festival Grants, these grants are to be divided equally between the three Municipal Districts.

Local Economic and Community Plan

The Cavan Local Economic and Community Plan [LECP] 2016–2021 provides the strategic framework guiding local economic and community development in the county. This plan was adopted by Cavan County Council in February 2016. It contains high level goals for both economic and community development and these actions are being delivered through a range of stakeholders in partnership with the Local Community Development Committee, the Economic Strategic Policy Committee and Cavan County Council. Actions are being monitored on a regular basis and there is much evidence that the plan is showing results for the county in terms of the number and quality of projects delivered, new services being initiated, and enhanced co-ordination and networking between stakeholders.

Local Community Development Committee

In June 2014, a new interagency committee was formed in Cavan as part of a process of local Government reform. The Local Community Development Committee, or LCDC, is a 17 member committee made up of statutory and non-statutory representatives.

The LCDC is responsible for various funding streams for the county including the LEADER and PEACE IV Programmes and the Social Inclusion Community Development Programme [SICAP]. Members oversee the implementation of the community elements of the Local Economic and Community Plan.

Social Inclusion and Community Activation Programme (SICAP)

The SICAP Programme supports disadvantaged target groups and assists the development of local community groups. In Cavan, the 2015-2017 programme is being delivered successfully by Breffni Integrated CLG. The budget for this programme for 2017 is €741,784 and is provided through the Department of Rural and Community Development.

Joint Policing Committee

The Cavan Joint Policing Committee meets on a quarterly basis, comprised of members of An Garda Síochána, local authority elected members and officials. The JPC launched a six year strategy in May 2017 and is playing a role in supporting communities to access funding for community CCTV initiatives.

LEADER Programme

The LEADER Programme 2014 – 2020 for County Cavan was launched in July 2016 with funding of €8.5m allocated to Cavan. Breffni Integrated CLG is the implementing partner along with the Local Community Development Committee as the Local Action Group and Cavan County Council as the financial partner.

The LEADER programme funds projects under the 3 themes of Economic Development/Enterprise Development/Job Creation, Social Inclusion and Rural Environment. Three closed calls were held in 2017 with a total of 9 applications from the calls being approved by the Local Action Group (LAG). In total € 428,759.95 has been approved for 13 projects to end

October 2017. The Rolling Call process is ongoing and open to Expression of Interests /Applications for all Projects under the 3 themes.

Taste of Cavan 2017

The food world descended in Cavan on Friday and Saturday 11/12th August for the Taste of Cavan food festival at Cavan Equestrian Centre. Thousands of people yet again thronged to the two-day celebration of Cavan food to see demonstrations from star chefs Neven Maguire, The Happy Pear, Catherine Fulvio, Richard Corrigan, Gearoid Lynch, Eddie Attwell, Shane Smith, Adrian Martin and many more in the Ulster Bank Chefs' Kitchen.

This year's event saw over 130 stalls showcasing the best food and crafts from Cavan and the surrounding region.

A major attraction at this year's event was the free kids' fun zone, which featured a wide variety of activities to keep the little ones entertained, including magic shows, science demonstrations, giant bouncy castles, climbing walls, O'Egg Fun on the Farm and more.

The primary driver behind the event is the promotion of the agri-food sector locally, and organisers have revealed that seven exhibitors have entered into negotiations with major suppliers as a result of connections made at Taste of Cavan this year.

Cavan County Council is the lead organisation involved in running Taste of Cavan, supported by partner organisations such as Fáilte Ireland, the IFA, the ICA, and Bord Bia.

Food Strategy

A new Food Strategy for Cavan was launched in June 2017. The five year strategy aims to promote a more coordinated and collaborative approach to the development of the 'Cavan Food Product'. The implementation of the actions set out in the strategy will help strengthen our current food initiatives, encourage new activity and support all those involved in the food sector in Cavan.

During the preparation of the strategy, consultation was carried out with a broad range of stakeholders involved in the sector in the County. From this consultation, the following key areas were identified for development:

- Communication
- Business Supports
- Food Tourism
- Routes to Market

A key stakeholder steering group will be established to oversee the implementation of the strategy and will act as a catalyst for its success.

Digital Strategy/Digital Hub

Work is ongoing on the preparation of the Digital Strategy for Co Cavan. An integral part of this is the development of a Digital Hub. Funding to progress this development has been awarded under both the REDZ Programme 2016 (Rural Economic Development Zones) and Town and Village Funding 2017.

The Digital Hub will operate as a managed business centre for a mix of clients in the digital and technology sectors in Cavan and in the surrounding region. The Hub will accommodate start up businesses and entrepreneurs in a co-working space. In developing the Hub, a number of target

areas have been identified including the following:

- Securing an anchor tenant that will become the lynchpin for the Hub.
- Work with IDA and Enterprise Ireland with a view to working with them for referrals and the Hub will provide an appropriate solution for inward investment to the County
- Marketing and Communications Plan to be developed
- Create linkages with 3rd level Colleges and Institutes
- FIT - Fast Track to Technology
- Opportunities from Brexit
- Multinational companies at capacity looking for workspace for staff - mainly Dublin based - create linkages with them

Work on the physical development of the Digital Hub will commence in early 2018 and will take approximately 6 months to complete.

Cavan Economic Advisory Forum

Cavan County Council has established an Economic Advisory Forum to provide independent expert advice to the Council and to advise on opportunities for the economic development of County Cavan. The Forum is made up of senior figures representing industry, agriculture, technology, education, tourism, professional services and the green economy. The main purpose of the Forum is to:

- Advise on strategic issues associated with the sustainable economic development of County Cavan by identifying what is relevant and important to the economic development of Cavan.
- Advise in relation to current and emerging issues and policy matters of long term strategic economic importance
- Advise on implementation and delivery of the Economic goals of the Local Economic and Community Plan and on what strategies and policies may be necessary to secure successful implementation:
- Identify the need for economic research and policy advice where appropriate
- The second meeting of the Forum took place on June 1st 2017 with another meeting scheduled for December 7th 2017.

Town Teams

Town Teams have been established in three towns throughout the County; Cavan, Cootehill and Virginia. Throughout 2017, the Town Teams met on a number of occasions and have completed and launched their Town Team Plans. A number of projects have already commenced within the towns including the Men's Shed in Cootehill, Shop Front Paint Scheme in Virginia and a number of tree planting schemes have been agreed by the Cavan Town Team. All three towns engaged with the Bank of Ireland Enterprise Town Initiative and the Town Teams took the lead in this regard. Further projects will be rolled out in 2018.

Town and Village Renewal Funding

In August 2016, the Town and Village Renewal Scheme was announced by Heather Humphreys TD, Minister for Arts, Heritage, Regional, Rural and Gaeltacht affairs. The purpose of this scheme was to provide funding to develop projects which would have a sustainable and visible impact on towns and villages and make them more attractive places to live and work in.

Under this scheme Cavan Town, Cootehill and Virginia were awarded funding of €85,000 towards the development of a number of capital projects. Funding (€31,250 each) was also secured for four villages in the County - Killeshandra, Ballyhaise, Ballinagh and Shercock.

Through consultation sessions held with local community groups, suitable projects were identified and works completed under the scheme in 2017.

A further round of funding was announced in October 2017 with 12 Towns & Villages in the county receiving funding for projects to the value of €729,728. A further €200,000 was secured for the Digital Hub.

REDZ - Rural Economic Development Zones

Cavan County Council submitted an application for funding of €100,000 under the REDZ initiative. The scheme provides up to 80% financial support for proposed projects, with the balance of costs to be provided from other sources (e.g. Local Authorities, business interests or community-based funding).

The application was made in conjunction with Bailieborough Development Association for the redevelopment of the Courthouse in Bailieborough. The application was successful and works which commenced on the project in August 2017 are due for completion by year end.

Town and Village Revitalisation Plans

Cavan Co Council has commenced work on the preparation of Town and Village Revitalisation Plans for the following Towns and Villages throughout the County:

Cavan Town, Virginia, Bailieborough, Ballyjamesduff, Cootehill, Kingscourt, Belturbet, Mullagh, Ballyconnell, Ballinagh, Ballyhaise, Shercock, Killeshandra, Arva, Kilnaleck, Swanlinbar, Butlersbridge, Blacklion, Lough Gowna, Dowra.

The aim of the plans is to propose improvements which will enhance these towns and villages as an attractive place in which to live and work. The plans, when complete will also propose a range of projects which could be implemented over the short, medium and long term. Consultations will take place at the end of 2017 to get feedback and input from local communities into the revitalization plans. This project is due for completion in May 2018

Playgrounds

In April 2017, Cavan Co Council applied for funding to the Department of Children and Youth Affairs for remedial works to be carried out at a Playground in Belturbet . A grant of €7,000 was awarded by the Department in respect of the proposed works which will be completed by November 2017

CLÁR 2017

In 2017 a total of 11 Projects for National Schools /Community Facilities were funded under the CLÁR Scheme totalling € 288,731. This work is ongoing and will be completed by November 2017.

Municipal Districts Discretionary Allocation Scheme

This new scheme was created by the members of Cavan County Council in 2016 for the purpose of supporting community groups in delivering and promoting projects in their areas. The following types of projects are eligible to apply and the minimum funding available under the scheme is €3,000:

- a) Amenity and Environmental Schemes
- b) Grants to community groups for works which develop or promote publicly owned and/or community managed amenity areas.
- c) Grants to community groups for works which preserve/promote environment.

d) Heritage and Genealogy

e) Grants to community groups for works which promote local community heritage/Genealogy.

Match funding for works which are

a) Approved by LCDC under Peace/ Leader and/or any other state aid

b) Approved by Fáilte Ireland and/or any other state aid

c) Projects promoted by Town Teams as part of their approved Town Teams Plan

d) Supplement the schedule of Municipal District works and/or any other works carried out by the local authority.

In 2017 each of the 3 Municipal Districts allocated a total of €50,000 to eligible projects as follows:-

- Bailieborough/Cootehill Municipal District – 9 Projects
- Ballyjamesduff Municipal District – 11 Projects
- Cavan/Belturbet Municipal District – 6 no projects

Community Grants/Festival Scheme

The community grants scheme aims to encourage organisations and groups to implement projects which will enhance the quality of life for local citizens. The purpose of the scheme is to provide low level support to projects which may not receive funding from other sources and is to a maximum of €1,000. The generation of increased economic and social activity from community grant funded projects enhances greater self sustainability in the local area. A total of 85 groups received funding under these schemes in 2017.

Pride of Place 2017

The All-Island Pride of Place Competition aims to recognise the involvement of the local community in all aspects of rural and urban regeneration, including promoting social cohesion, heritage and environmental awareness, across 32 counties.

The competition focus is about people coming together to shape, change and improve daily lives in their communities. This year the Cavan entries are:

- Bawnboy Workhouse, Men's Shed and Tidy Towns, Bawnboy.
- Erica's Fairy Forest, Cootehill.
- Extern Traveller Project
- Cavan and Windows Publications Poetry, Cavan.

Judging took place in August and the winners will be announced at the Gala Dinner and Awards Ceremony in Letterkenny in December.

Cathaoirleach's Awards 2017

The Cathaoirleach's Awards gives due recognition to those in County Cavan who, through participating in unpaid Community & Voluntary activities, have had a significant impact on the quality of life of their communities. It is delivered by the Community and Enterprise Section in conjunction with the Public Participation Network. Over 250 people attended the Awards Night to celebrate with the 29 nominees - the recipients of the awards under the various categories were

Youth:	Britney Arendse, Virginia College
Social Inclusion:	Philomena Clarke Cootehill Cancer Care
Community:	Jim Denning, Maghera Development Association

Sports:	John Joe and Abby Brady, Cavan LGFA/Mullahoran Ladies GAA
Active Age:	Frances O Callaghan, Positive Age
Arts/Culture:	Declan Smith, Laragh Variety Show

Britney Arendse, Virginia College won the overall winner's prize winning €1000.

Cavan Diaspora Engagement Strategy 2017 – 2021

Cavan County Council set about developing a Diaspora Engagement Strategy in early 2017 with funding of €10,000 received from the Department of An Taoiseach.

Cavan is a county with a significant Diaspora population. Cavan County Council recognises the many opportunities for communication, networking and partnership for the vibrant community of Cavan living at home in Ireland and across the globe. The Cavan Diaspora Engagement Project offers a chance to step forward and extend the hand of friendship to the thousands of people who may wish to shape the future of Cavan, no matter where they live. A dedicated diaspora website has been developed as part of the project (www.cavandiaspora.com)

The Diaspora Strategy sets out to harness and build on existing connections as well as building new relationships for the long-term. The Strategy was launched in Dublin on 9th May, 2017 with over 100 people attending.

The Cavan Public Participation Network

Cavan Public Participation Network was established in 2014 to represent community participation in civic and policy development through non-political avenues of representation. They currently represent over 300 registered community groups and are guided by a 24 member Secretariat elected from these. The PPN provides representatives for all the Strategic Policy Committees and other representative bodies in County Cavan such as Cavan County Council, Breffni Integrated, Drug and Alcohol Forum, Joint Policing Committee and others.

Some work of the Cavan PPN in 2017 includes:

- Continued hosting of The Volunteer Information Service supporting 199 volunteers and 81 hosting groups
- Lead partner in the Disability Awareness Seminar in Castle Saunderson, launching The Cavan Disability Network
- Support for the Street Feast initiative
- Partner with Cavan Institute on 2 Mental Health Awareness Day hosting two Plenary Events bringing community members, funders and developers together
- Publication of quarterly community newsletters
- Publication of monthly e-news community newsletters
- Publication of The Good Governance Guide with accompanying workshops for groups
- Hosting of a series of public consultations on an array of community themes

Peace IV Programme:

Cavan Co Council has been awarded €3,120,182 from the Special EU Programmes Body under the Peace IV Programme. This funding will continue the good work done under the Peace III Programme and will include the delivery of additional facilities and opportunities for the community and increase awareness and understanding of diversity. There are 3 Themes under the Peace IV Programme:-

- Children and Young People
- Shared Spaces and services
- Building Positive Relations

The delivery methods for this funding are through partnership deliveries with:

- Cavan/Monaghan ETB
- Cavan County Museum
- Cavan library service
- Cavan Co Council Arts Office
- Cavan County Council Peace IV Small Grants programme
- Peace IV programme activity has commenced and will continue until Sept 2019

Christmas Markets

The Taste of Cavan Christmas Market will take place on 8th – 10th December 2017 in the newly refurbished market square with 14 wooden cabins selling an array of food and Christmas wares. Exhibitors from Africa/Nigeria, Latvia, Lithuanian, Poland and Ireland will take part.

Entertainment over the weekend will be provided by schools and groups representing the various cultures in Cavan. The theme of the event will be the different traditions in each community and how each celebrates Christmas and how this, will and can lead to the "Awareness Raising of Other Cultures".

Comhairle na nOg

Comhairle na nÓg are child and youth councils in the 31 local authorities of the country, which give children and young people the opportunity to be involved in the development of local services and policies. The Department of Children and Youth Affairs provided a grant of €20,000 to Cavan County Council in 2017 to run this Programme.

In 2017, Comhairle na nOg carried out the following work:-

- Organised the first ever two day POP UP Gaeltacht ran by an Comhairle na nOg at Castlesaunderson International Scouting Centre. This event has now been short-listed for the "All Ireland Community and Council Awards 2018".
- Made a presentation to the Elected Members in the Council Chamber regarding the POP-UP Gaeltacht and the importance of the Irish Language.
- Assisted with the organisation of a Colour run to highlight/support Children's Mental Health in October where over 600 participants took part
- Held their AGM with all the secondary schools in the county participating.
- Had a two night residential at "Delphi Adventure Centre" Galway for team building and to discuss issues brought up at the AGM.
- Attending and participating in the Dail na nOg 2017 meeting in Croke Park.

The Bridge Street, Centre

The Bridge Street Resource & Community Centre CLG is firmly established as a key resource of Cavan County Council. The Centre plays an integral part in facilitating, supporting and promoting social inclusion, the community & voluntary sectors and family support services in Cavan town and the surrounding areas.

Groups based in the centre include:

- Breffni Community Employment,
- Cavan Traveller Movement,
- Tearmann Domestic Violence Service,
- The Youth Advocate Programme,
- RehabCare
- Foróige's Youth Education and Training Initiative (YETI) project for Cavan.

Highlight's of some new groups/programmes/initiatives in the centre during 2017 included:

- Cavan-Monaghan ETB's Peace IV Fostering Shared Communities project began an ongoing weekly conversational English class for migrants, called Fáilte Isteach.
- SHINE, the national organisation dedicated to upholding the rights and addressing the needs of all those affected by mental ill health, ran a programme of weekly workshops and mental health support groups.
- The Irish Deaf Society ran an Irish Sign Language course and examinations.
- A number of Digital Skills for Citizens computer courses for beginners were held throughout the year.
- The Cavan/Monaghan Drug and Alcohol Service's *Deis Nua* community employment scheme used the kitchen for a catering course during the summer. *Deis Nua* is a recovery and reintegration based scheme.

Social Inclusion Unit

During 2017, the Social Inclusion Unit continued to promote and develop the Age Friendly County Programme, with a new Age Friendly strategy launched in May and a new Older People's Council elected at their Annual General Meeting. A series of age friendly radio slots were broadcast over the year highlighting key services and supports for older people. The Age Friendly Business programme continues to run with a new intake of businesses undertaking the training.

The Cavan Traveller Interagency Group supported the delivery of a number of projects including diversity awareness raising workshops in schools and a youth engagement project. A Traveller Ethnicity seminar took place in October focusing on the official recognition of ethnicity and implementing Public Sector Duty.

The Social Inclusion Unit supported an interagency process led by the Health Service Executive to develop a local 'Connecting for Life' suicide prevention strategy, which was launched in June 2017.

Cavan County Council is part of the Children and Young People's Services Committee [CYPSC] which is developing a local strategy to support better outcomes for children and young people.

The Social Inclusion Unit implements a smoke alarm scheme in co-operation with the Fire Service on behalf of the Dept of Housing, Planning and Local Government.

The Cavan Drug and Alcohol Forum meet on a quarterly basis and works to deliver a number of strategic objectives. A Strengthening Families programme was delivered under the aegis of the Forum in 2017.

The Social Inclusion Unit carried out research for the local authority in 2017, including analysis of Census data and an audit of community and voluntary groups in Cavan.

DIVISION E

Environmental protection

Waste management 2018

The focus in preparing the 2018 Waste Management budget was to ensure that cost effective and efficient delivery of services would pertain in the context of increased regulatory responsibilities and obligations.

Cavan County Council is now part of the Connaught Ulster Regional Waste Management Planning Region. The Local Authority is working in partnership with 8 other local authorities to ensure that the objectives and targets of the regional waste plan will be achieved.

In 2017, Cavan County Council achieved satisfactory progress in meeting the national priorities that were set out by the Department of Communications, Environment and Climate Change and Connaught Ulster Waste Regional Enforcement Lead Authority.

Landfills

Cavan County Council maintains four licensed landfills situated at Corranure, Belturbet, Bailieborough and Ballyjamesduff. All four sites require continuous environmental monitoring to comply with the licence issued by the Environmental Protection Agency.

At Corranure the control and management of the gas is of critical importance regarding compliance with the license issued by the Environmental Protection Agency. The current situation is that the gas is collected through a network of pipes and burnt in a gas turbine which produces electricity which is exported to the national grid.

Enforcement & Litter Management

Cavan County Council adopts a very proactive approach towards the prevention of illegal litter and waste activities from occurring. A number of initiatives are in place to improve the appearance of the County. These include the "Adopt a Road" Scheme, the "County Cavan Litter Leagues" and the Green Schools Programme.

A very successful Spring Clean Competition took place in April 2017 in conjunction with 72 community and voluntary groups and including 22 Tidy Towns Committees, and over 2,450 people participating. A large amount of litter and waste was collected including large furniture items, tyres, broken toys and plastics.

The Council supported 22 Tidy Towns Committees who play a pivotal role in litter prevention and management throughout County Cavan, 3 new groups were established in Dowra, Lavey and Swanlinbar respectively. Eighteen Tidy Towns Committees in County Cavan participated in the 2017 Supervalu National Tidy Towns Competition.

Funding was secured under Local Agenda 21 Environment Partnership Fund which will facilitate 21 environmental projects which will help to raise environmental awareness and focus on new environmental and sustainable initiatives. Other events organised by the Council to foster environmental awareness & waste prevention included:

- Council's Environmental Awareness Officer raised awareness of litter management, enforcement and waste prevention issues on Local Radio.
- National Tree Week – we provided 200 trees/saplings to 20 groups.
- Cavan County Council secured €10,100 from the Environmental Protection Agency to address the issue of food waste. Moreover, 32 participants completed the stop food waste challenge which was held in Cavan Town and Bailieborough Libraries in September.
- Increased public awareness regarding recycling and waste prevention along with promotion of use by householders of the Brown Bin continued through engagement with schools and community groups. These issues featured on promotional stands at the Taste of Cavan, and Virginia Agricultural Show and Kingscourt Craft Fair.
- The Council gave 40 presentations to pupils in primary and secondary schools on topics such as litter and waste, energy and water conservation and bio-diversity and global citizenship. 15 Cavan Schools received new green flags from An Taisce in May.
- The 2017 Cavan Gum Litter Taskforce Campaign was launched by the Cathaoirleach Cllr. Fergal Curtin in Kingscourt on the 12th of June.
- As part of a national anti-dumping initiative, we removed significant amounts of illegally dumped waste from 8 sites. This has removed the concentration of waste and risk of environmental pollution in those locations.

Cavan County Council launched a pilot reusable cup initiative with Maghera Tidy Towns in March. This initiative will be launched as part of countywide initiative in November to combat the prevalence of coffee cups being dumped as part of roadside litter. The Local Authority will work the Tidy Towns Groups in relation to the delivery of this initiative.

A seminar on the prevention of food waste was held with Tidy Towns Groups in March. A nature walk on biodiversity was run by the Council at Lavey Strand in conjunction with the Tidy Towns Group during August. In October an information evening on sustainable waste and resource management was organised by Belturbet Tidy Towns and the Local Authority.

A Waste and Litter Enforcement Team is in place to regulate and enforce compliance with the Litter and Waste Management Acts and associated regulations. These include waste permits, plastic bags, farm plastics, electrical and electronic equipment and end of life vehicle regulations. This team has worked proactively during 2017 to combat illegal dumping and to target litter black spots in Co. Cavan. The number of reported litter and waste complaints received to date is 583. A total of 352 litter fines have been issued.

Recycling

A total of 2,436 tonnes of material was recycled at either bring sites or recycling centres year to date. A range of material is accepted at each bring site including plastic bottles, glass jars / bottles and aluminium/steel cans and clothing etc. In addition some sites collect paper and clothing. The 3 recycling sites accept additional wastes including green waste, hazardous waste, electrical items and scrap steel. There are three Civic Amenity Sites in the county situated at Corranure, Bailieborough and Ballyconnell. Total amount of footfall year to date at the 3 sites came to 42,602 people. There are thirty Bring Sites located across the County.

Casual Trading

All requests and applications for casual trading licences are reviewed by the Waste Management section. There are currently nine casual trading permits issued in the County .

Strategic Policy Committee

During 2017, the Environment & Planning Strategic Policy Committee met on four occasions and advanced its work programme during the year which included the development of

environmental, planning and waste management policy and the water transformation programme.

The Environment element within the Environment and Waste Section of Cavan County Council is responsible for the majority of environmental issues in the county with the exception of waste issues. Much of the work of the section relates to water issues, however air and noise issues are also dealt with and the Section provides advice to other Directorates in the Council. The Section is also responsible for energy matters and the Energy Manager operates within the section. Nevertheless the core duties are focused on undertaking pollution investigations, producing environmental planning reports, and undertaking the monitoring programme required to fulfil our statutory responsibilities along with measures to preserve and improve water quality in the county.

A significant sampling programme for our rivers and lakes is undertaken by the Environment Section. This programme is primarily determined by the EPA and is part of our functions under the Water Framework Directive. The programme will continue in 2018, analysis will be undertaken by the EPA laboratories and the sampling element will continue to be undertaken by the Environment Section.

Other monitoring activities undertaken relate to industrial/commercial discharge licences, wastewater treatment plant discharges and licenses, drinking water and raw water used for potable water extraction.

The monitoring of public drinking water supplies is essential in order to maintain quality assurance in the supplies, and monitoring is carried out on behalf of Irish Water. Sampling of drinking water is undertaken within the Environment Section and the analysis is subcontracted. The Council is also responsible for the sampling programme for the Group Water Supply Schemes in the County. There will be an increase in smaller private supplies monitored in 2018. A further development for 2018 is that waste water analysis will be undertaken by a contract laboratory determined by Irish Water, sampling will still be undertaken within the section.

Implementation of the Nitrates Regulations will continue in 2018. These regulations form the basis for controlling agricultural activities throughout the county. The Environment Section will also help offset the impact of regulation by informing farmers of good agricultural practice through regular articles in public media relevant to time of year. The national inspection programme was first introduced in 2013 for wastewater treatment systems for single houses. This work is ongoing and a new inspection plan will follow on from this in January 2018. A total of 39 inspections will be required under this programme throughout 2018. Environmental assessments for planning applications will be undertaken to allow for appropriate measures to be included in order to preserve and improve the environment within the county.

The work for 2018 will include the continued expansion of the licensing programme under the Water Pollution Act for discharges to surface waters, sewers and ground waters. The Council currently monitors over 60 discharges and it is intended to issue further licences in 2018.

The Section deals with a significant number of complaints, usually related to either pollution or environmental nuisance. Where possible most complaints are investigated within two working days and every effort is made to deal with complaints without the need for formal enforcement action. Nevertheless in some cases the only proper course of action lies with either statutory notices under the Water Pollution Act and/or legal action.

The Environment Section has helped implement and initiate the third cycle of the Water Framework Directive(WFD) - Working with both LAWCO and the EPA. The Regulations provided for the Minister to establish a WFD Office to facilitate a coordinated regional approach. In 2018 it is expected that the WFD office will continue to work in conjunction with the Council in

engaging with the public in water matters, seeking participation, education, local inclusion, two way communications, understanding, trust, and developing local area water management plans in partnership with stakeholders to meet WFD objectives. Nevertheless, our key task, to protect good quality waters and improve those which are less than good will still remain.

Implementation of the regulations on the use of volatile organic compounds (VOC's) and on the petrol vapour emission (PVE) regulations is ongoing.

In 2018 the Energy Officer will continue to seek to improve the energy efficiency within the Council, the public sector target is a 33% improvement in energy efficiency by 2020. Based on the Sustainable Energy Authority of Ireland (SEAI) scorecard, Cavan County Council has made significant improvements to date but there is still some work to be done

Cavan County Fire Service

Cavan County Council currently employs 86 retained Firefighters in 10 fire stations located around the County. So far in 2017 four Firefighters retired from the Fire Service and one new person was recruited. There are currently 7 vacancies in the County plus 4 retirements expected in 2018. The Council is striving towards bringing the full compliment to 93. Firefighter vacancies have been advertised, assessments carried out and interviews held for 6 stations, Cavan, Kingscourt, Bailieborough, Killeshandra, Ballyjamesduff and Dowra to take account of retirements. New panels will be formed for these stations for 2017/2018 and the vacancies filled.

The Fire Service had 582 responses to incidents up to the 31st October 2017 and received €134,648.45 in fire fees. This compares to 479 responses and €108,105 in fire fees at the same time in 2016. Calls reduced with the recession but figures are now showing that the number of calls is increasing with the recovery and it is anticipated that this will increase again in 2018.

The service indicators for 2016 show the cost per capita for Cavan fire service was €57.28 and the average time taken to mobilise the fire brigades in the County was 5.77 minutes to fires and 5.97 minutes to other type incidents. This compares to €54.33, 6.18 minutes and 5.8 minutes respectively for 2015. The fire service is constantly striving to reduce these figures. The 2016 cost per capita reflects an adjustment made in 2016 as a result of new payment cycle for Firefighters.

A new Gartan payroll system was installed and went live on the 1st January 2016. The fire service is currently piloting a new Gartan billing module and intend to go live from the 1st January 2018.

The Department of the Environment and Local Government funded a Computer Aided Mobilisation Control Centre and equipment for the East Region, County Cavan and County Monaghan. Cavan County Fire Service went live in June 2006. A sum of €73,582 is being provided to take account of ERCC charges for 2018 which is a 5% increase on 2017.

Capital Programme

Approval was received for one new Fire Appliance for Cavan in the Capital Programme in 2017 but the Fire Service didn't get the go ahead to date to go to tender as the Department are working on a direct draw down contract for new fire appliances.

The DOHPLG (Department of Housing, Planning and Local Government) issued approval to appoint a contractor for Virginia New Fire Station. TH Contractors Ltd, Castlebar, Co Mayo were the Most Economically Advantageous Tender (MEAT) but withdrew their tender and excused themselves from the tender process. The Council are now awaiting approval from the Department to appointment Tenderer number 2, according to the MEAT Tender Report, which is R J Mc Kelvey, Castlederg, Co. Tyrone. The tender price is €1,409,469.37

Discussions have also taken place with the Department regarding Ballyjamesduff Fire Station and it is listed for 2018 on the 2016 - 2020 Capital Programme. A site is available to accommodate a new station in Ballyjamesduff.

Work to convert a second-hand Iveco vehicle for use as an onsite co-ordination unit for major incidents was carried out during the year. The funding for this work is provided through grant aid from the Department.

Telent (formally Arqiva) were awarded the contract by Limerick City & County Council for the new National Fire Alerting Communications System. This will see the replacement of the current station end alerting equipment to a national common standard. This project is being capitally funded by the DOHPLG under the fire services capital budget and roll out commenced in 2017.

Major Emergency Planning

The first Cavan County Council Major Emergency Plan under the 2006 Framework for Emergency Planning was issued in September 2008 and the latest Plan was revised and issued at the start of 2016. The plan will be revised again in 2018.

The Courthouse in Cavan is the Local Co-Ordination Centre in the event of a Major Emergency in the County and is used for regional working group and steering group meetings during the year. Regional training for the role of On Site Co-Ordinator and Information Management Officer took place in Navan with members of staff from Cavan County Council attending each course. Members of staff also attended a Northern Ireland Western Area Emergency Planning Exercise in the Town hall in Enniskillen on the 17th February.

Members of Cavan County Council Crisis Management Team met prior to Storm Ophelia and also participated in telephone conferences with members of the principle response agencies in the North East Region and the North West Region.

Training

In 2017 training courses were provided in Compartment Fire Behaviour, Emergency Services Driving, Emergency First Responder, Breathing Apparatus Refresher, Breathing Apparatus Initial Wearers, Recruit, Chainsaw Operator, Pump Operator, new Standard Operational Guidance (SOG) training and refresher training, CISM, Chemical Protective Clothing and Hazardous Materials for Incident Commanders. Each brigade also trains for three nights every month for 2.25 hours duration. Junior and Senior officers attend National Directorate training courses as appropriate. Senior and Junior Officers from the Border Stations attended a Road Traffic Collision workshop hosted by Northern Ireland Fire and Rescue Service. This level of training is required for the foreseeable future in order to improve and maintain efficiency and expertise in the service and to comply with health and safety.

Fire Prevention

Hotels, public houses, restaurants, community halls, clubs and petrol stations are inspected each year in response to legislative requirements and the processing of applications for liquor licences, dance licences, club licences, dangerous substance licences and Gaming and Lottery Licences.

A review of multi-storey social housing buildings and a preliminary survey of multi storey buildings of more than six stories, or more than 18 meters in height were initiated by the department as a result of the tragedy which occurred on the 14th June 2017 at Grenfell Tower in West London. Both reports for County Cavan was completed and sent to the NDFEM (National Directorate for Fire and Emergency Management).

A Community Smoke alarm scheme is ongoing and a continuing programme of fire prevention and media campaigns are carried out each year to improve fire safety of buildings throughout the County and the education of the public in fire prevention is essential for their safety. The Fire Service endeavours to visit third class in almost 80 primary schools in the county each year.

Under the Building Control Regulations Fire Safety Certificates are required prior to the construction, extension or material alteration of most buildings excluding dwelling houses and agricultural buildings. A total of 70 Fire Safety Certificate Applications were received in 2016 and fees totalling €77,664.90 were received compared to 52 received in 2015.

It is vital that the various licences and programmes such as the Diamond system and Barbour index are maintained at some level as is an up to date library of standards and manuals. The provision for Fire prevention also includes the cost of the Law Agent attending court and providing advice for the year.

Health and Safety

A survey of employee noise and vibration exposure levels at all ten fire stations across the County was conducted to assess the measured noise and vibration levels in accordance with the Safety Health and Welfare at Work (General Application) Regulations 2007. Zurich Insurance carried also out an examination of all lifting equipment in the ten stations required under the Safety, Health and Welfare at Work (General Application) Regulations 2007.

The process of reviewing the competency and safety standards of the contractors and service providers to the Fire Service is ongoing. The County Council has an occupational Health Scheme and the Firefighters undergo medical examination under the National Firefighters Agreement.

All vehicles are independently checked and tested to ensure that they are road worthy. The Department approved the filling of a second Mechanic position to comply with Health and Safety, lone working and the increased workload from the large fleet of fire and civil defence vehicles that has to be maintained in accordance with RSA requirements etc.

The Health and Safety Officer from Galway County Council carried out part two of a gap analysis for Cavan County Fire Service. Health and Safety is a major concern for the fire service and a major ongoing annual expense.

Civil Defence

Civil Defence holds 13 no. first aid classes in 11 no. centres around the County each week during the year as well as boat and height rescue classes.

Civil Defence attended 133 no. duties in 2016 and attended 132 up to the 31st October 2017 which included missing person searches using the small unmanned aircraft (SUA) in other counties, league and championship matches in Breffni Park, Slane Concert, the Northern Ireland Festival in the Equestrian Centre, Taste of Cavan, Breffni 3 province Challenge, Arva and Virginia Agricultural Shows, the KAYAKARUN, Belturbet Festival of the Erne, Cootehill Arts Festival and various community events. This level of civil defence activity is expected for the foreseeable future. The purchase of a new headquarters for Civil Defence at Units 5, 6 & 7 Pullamore Business Park, Cavan is ongoing. The Law Agent has received the contracts and it is hoped that the sale would be finalised in early 2018. Cavan Civil Defence received grant aid approval of €25,000 from the Civil Defence Branch of the Department of Defence towards the purchase of a new 4x4 jeep which is expected to be delivered early 2018. A new boat trailer was also provided for the County.

Division F

Recreation & Amenity

Cavan Library Service

2017 is a pivotal year for Cavan County Library service as the new development plan 'Evolving Libraries' the template for service development 2017 -2021 is launched. The title of the plan is apt in that the role of the service is an evolving and ever changing one. Collaboration is the new norm and it is important to link and adhere to the objectives of the Cavan Local Economic and Community Plan 2016-2021.

The Creative Ireland programme was launched this year as the successor to the 1916 commemorative programme and the library service is playing a major role in programme delivery for the county. One hundred and thirty members of the public attended a workshop in April to discuss Creative Ireland and this impressive attendance reflects the interest in the programme. The cultural team for the county includes the County Librarian, Arts Officer, Museum Curator, Communications Officer, Heritage officer, the Peace IV officer and the Manager of Ramor Theatre. The team is led by Eoin Doyle, Director of Service. The Creative Cavan programme was launched by Minister for Culture, Heather Humphreys in St Kilian's Heritage Centre, Mullagh in June.

Highlights from the local programme included the Word Farming workshops which involved forty students from Loreto college examining the use of Anglo Saxon, Hiberno English, Greek and Latin, Irish and Scots vocabulary in everyday language. The group came together at the project end to deliver two performances. Cavan based poet Noel Monahan reflected on his poetry in Cootehill library in September and he delivered a paper on Cavan literary figures in November. Other notable events included Scealta Dar dTalun project in Ballyhaise and 'Ancient and Wild in the Marble Arch Caves Global Geopark in west Cavan.

One of the most innovative advancements in library service delivery occurred this year with the implementation of the new Library Management System. It means that all Irish public libraries are working together to create one joint library catalogue using a shared computer system. It also allows borrowers to obtain requested material from other libraries within the week.

Cavan County Library service is conscious of collaboration with outside agencies and the Spring lecture series included one on farm safety by Peter Gohery and Arthur Byrne from the ESB in Drumavaddy hall, the importance of making a will with solicitor Garrett Fortune and a lecture by Brendan Connolly from Teagasc on farming in harmony with biodiversity. The annual Bishop Francis MacKiernan lecture took place in Cavan town library in February with Dr Thomas O Connor speaking on Irish clergy and the Spanish Inquisition in the Seventeenth and Eighteenth Centuries and Cumann Seanchais Bhreifne organised a one day conference in October on 'Towns in the Ulster Plantation'.

Cruinniú na Cásca, the new cultural festival for Easter Monday was celebrated in Cavan town library with the launch of the exhibition 'Safarnama' by Amna Kiran who was born in Pakistan and her work reflects the journey made from her native country to Cavan.

The national Spring into Storytime initiative took place in April and children and parents participated in Cavan town, Bailieborough and Cootehill libraries. During Age and Opportunity week in May one of Ireland's best known singers and entertainers Len Graham performed in Bailieborough and Cootehill libraries. Also in May Robert Grogan 'Strolled through Ulysses' in Cootehill library and Jonny Dillon, archivist with the National Folklore Collection in UCD spoke on folk traditions in Cavan. In June the popular Summer Stars Reading programme returned and Cavan County Council in association with Glór Bhréifne gave five scholarships to the Gaeltacht for secondary school students. Both Bailieborough and Cootehill libraries worked with the Bailieborough Midsummer festival and Cootehill Arts Festival respectively in organising a number of events to coincide with the festivals.

The local network for the national 'Right to Read' programme was established in June and an

implementation plan was developed. A number of collaborative initiatives took place and important linkages were established by the network.

The Taste of Cavan food festival took place on August 11 and 12 and the library service in conjunction with Cavan Genealogy took a stand at the event. It proved an excellent opportunity to discuss with visitors the various library services on offer and for Genealogy staff to provide information on genealogy, birth records, census material and parish registers. Library staff took the opportunity to promote Science week which in conjunction with Monaghan County Council ran from November 7 to 21. This was the second successful year for the programme and highlights in Cavan included talks and workshops on The Science of Mindfulness, Safety around Farm Machinery, The Science behind Alzheimers and Dementia, The Mystery of Food Labelling, Science of Politics, and the Science of Sleep Apnea. The family day on November 18th proved extremely popular with Science of the Circus Family shows, The Big Bear Planetarium, and opportunities to learn about science, technology, engineering and maths in a new way.

Culture Night in September is now an annual highlight and this year The Armagh Rhymers entertained the Cavan town library audience to a lively session of music and dance. Storyteller Eddie Lenihan also performed in the library in his own original and unique style. In Cootehill library Larry McCluskey delivered 'Lone Wolf' a one act play by local playwright John McManus. Reading groups in Cavan libraries continue to prosper and there are active groups in Bailieborough, Belturbet, Cavan and Cootehill libraries. Club Leabhar an Chabhain meets monthly in Johnston Central library.

The link up with Lithuanian Community in Cavan continues to pay dividends with weekly visits from the Lithuanian week end school taking place to Cavan town library. Lithuania achieved independence in 1918 and this event will be marked next year in the library with an exhibition by Cavan's Lithuanian community.

The library newsletter 'The Bookmark' is in print and electronic format, continues to be widely used and keeps the public informed of all library events.

Arts

In order to deliver the mission, vision and key policy areas articulated in the forthcoming Arts Strategy budget commitments will need to be realised over the five year term. The mission, vision and key policy areas are defined here.

Mission

Cavan County Council will nurture and create the conditions in which great art can happen, while at the same time ensuring that as many people as possible can engage and participate in high quality arts experiences so that the distinctive contribution of the arts to people's lives is fostered.

Vision

Cavan people thrive from public belief in, and support for creativity and the arts. To that end, we envision a Cavan where:

- the lives of Cavan people are enriched by access to and participation in a diverse spectrum of arts and cultural experiences;
- the arts are woven into the fabric of daily life—promoting civic engagement, encouraging collective problem solving and building bridges across cultures;
- the arts enjoy strong, sustained public support;
- the arts ecosystem reflects contributions from all of Cavan's diverse populations;
- that the arts of the county are important to lifelong learning and are made accessible to the wider public across demographic, economic and cultural lines;
- streets, neighbourhoods, and communities are enriched and enlivened by art and culture;

- creative industries are recognised as crucial to the economy and sustained arts development;
- public and private resources for the arts are increased and sustained to more effectively serve the culture of creativity and innovation in the county;
- Cavans' artistic contributions mark the long-term legacy of both county and nation;

Museum

In 2017 Cavan County Museum received Maintenance of Accreditation under the Heritage Council's Museum Standards Programme for Ireland. The Museum continued to have a significant increase in visitor numbers, events and income. Our outdoor exhibitions covering WWI, 1916 Rising and The Battle of the Somme are still attracting excellent media interest and this coverage is raising the Museum's profile nationally and internationally. Our overseas visitors are up by 40 % . There has also been a noticeable increase in visitors from the North of Ireland. As a tourist attraction our profile has been boosted by the inclusion of the Museum as a destination site within Ireland's Ancient East. The ongoing support of the community of County Cavan is evident in the number of important artefacts donated to the Museum in 2017.

Cavan Sports Partnership

Cavan Sports Partnership launched its strategic plan 'Sport and activity for life, for all' 2017-2021 with specific focus on increasing participation among target groups, supporting minority sports, education, training and communications.

The 2017 sports club grant scheme allocated €4,500 to local clubs and community groups to increase participation in sport locally. A Cavan Sports Networking event hosted regional development officers from 15 National Governing Bodies of Sport (NGB's) along with local club coaches and volunteers.

Cavan Sports Partnership supported a number of mass sporting events in the county in 2017; Cavan walking festival, 'Let's Tri Cavan' triathlon event, and Community transformation.

Through the community sports development officer programme, over 1200 pupils in primary and secondary schools took part in local programmes of Triathlon 'Tri-Heroes', Canoeing 'Paddles Up', Active Teens, Off road Biking, Daily mile and Tug of War.

Over 350 people throughout the communities of Kilnaleck, Cootehill and Virginia took part in the community transformation 2017 programme with walking groups within these communities supporting the successful week long Cavan Walking Festival 2017.

The sports inclusion development programme continued to grow, targeting new communities through older adult active participation programmes in the county.

New opportunities to participate in physical activity for people with a disability through 'inclusive cycling', 'schools tag rugby' and an Easter Jamboree were offered in addition to a programme of activities people within disability services and the wider community.

The FAI Development officer for Cavan was welcomed in 2017 with specific initiatives of Soccer Sisters, Congolese Summer Camp, Late night leagues, Futsal league, disability programmes and coach training and education. A GAA and FAI summer camp were delivered in partnership with the Cavan GAA and the FAI development officer.

Cavan Sports Partnership supported the local delivery of National bike week, National recreation week and National play day.

Ramor Theatre.

2017 proved to be another busy year for the Ramor Theatre with 104 performances. Income is expected to be in the region of €230,000. This includes a figure of €49,800 from The Arts Council. Over 12,000 people will have passed through the doors by the end of 2017, reflecting the calibre of shows, artists and performances staged at The Ramor. Highlights included artists such as Jack L, Mick Flavin, Mickel Murphi, Mick Flannery, Donna Taggart, Brendan Grace, Robert Mizzell, Phil Coulter and Conal Gallen. Ramor Theatre's continued commitment to local artists and community groups was again to the fore in 2017 with productions from The Virginians (Sive), Glenaduff Productions (The Night Joe Dolan's Car Broke Down), Sillian Players, Shercock (The Trappe Family) Sliabh Glah, Drumalee (Holiday Snap) and performances by Cavan Big Band, Michael Harding, Kathy Durkin, Seamus O'Rourke and Castletown Orchestra. The appointment of Theatre Director in Residence led to the setting up of Ramor Playwriting Group and the hugely successful production of Doubt in May and November. The installation of electrical stage winches was completed during the summer.

Through the small grants scheme from The Dept of Arts, Culture and The Gaelteacht, Ramor Theatre has just been allocated in the region of €12,000(not included in Income Figure) for Painting and Decorating of Green Room, Dressing Rooms and Backstage area, aswell as new signage for the foyer along with new stage lights. Plans are to start on this work when the Theatre is closed over the Christmas period. The Budget for 2017 is expected to come at a net figure of around €160,000.

Division G

Agriculture, Health & Welfare

Drainage

The sum of €93,663 inclusive of service support costs has been provided in the draft budget in respect of drainage works in 2018. Following the dissolution of both Lough Oughter and River Erne and Ballinamore / Ballyconnell joint drainage committees with effect from 1st January 2016 Cavan County Council has responsibility for relevant areas of both former drainage committees located in the County.

Veterinary services

Cavan County Council via its contract with the Food Safety Authority of Ireland (FSAI), are responsible for the inspection and issuing of licences in respect of slaughter houses and small meat plants within the county. The Council have conducted 101 hygiene inspections, 1,000 pre/post slaughter, animal-meat examinations, during the slaughter of 1,953 cattle, 4,976 sheep, 33,366 pigs, and approx 10,000 turkeys year to date.

There have been no new premises registered under the dog breeding establishment legislation in the County in 2017.

Control of Dogs

Cavan County Council provides an effective and efficient service, dealing with the control and management of stray dogs, unwanted dogs and anti-social behaviour by dogs. The number of Dog Licences issued currently stands at 6,674 licences.

Division H

Miscellaneous Services

Overdraft

An amount of €25,000 is included to cover bank overdraft interest and bank charges in 2018.

Courthouse

The sum of €146,151 has been provided for the operation and maintenance of courthouses in 2018. The Courts Service, under the terms of Courts Service Act 1998, recoup to the Council the cost of operating the Courts section of Courthouses currently in use, an amount of €95,000 to reflect this position has been included on income side of the draft budget.

Local Government Act 1991 - Caithaoirleachs Allowance ETC.

A sum of €20,000 has been included in respect of the Caithaoirleachs allowance, an allocation of €4,000 has been provided for allowance for the Leas Cathaoirleach. The sum of €90,747 has been provided for member's expenses annual allowance and the sum of €12,600 has been provided for expenses of members for attendance at conferences. The above allowances are in accordance with directions issued by the Minister for the Environment, Community and Local Government under article 17 of the Local Government (Expenses of Local Authority Members) Regulations 2014.

Register of Electors

Cavan County Council compiles and publishes the Register of Electors for the County in accordance with statutory deadlines. A sum of €82,821 has been provided for this service for 2018 inclusive of service support costs.

Human Resources

The changing environment within which Local Government now operates presents ongoing challenges for staff. The Human Resources Section is responsible for the management of a wide range of matters relating to staff within Cavan County Council. During 2017 the Council recruited a number of additional staff. A key element of the work of HR Section is to ensure a stable and supportive working environment for all staff. To ensure a stable industrial relations environment continues to foster in our organisation, the HR Section works closely with Unions and Staff Representatives.

Training

The Human Resources Section continues, through the Performance Management and Development System (PMDS), to review training requirements throughout the organisation to ensure that the skills, knowledge and competencies of our staff are continually enhanced and updated. A training programme, with particular emphasis on Health & Safety continues to be delivered to all staff.

Finance

The Finance Directorate is responsible for managing the Finance, ICT, Rates, Procurement, Internal Audit and Motor Tax functions of the organisation.

The Finance Department monitors on an ongoing basis both Revenue and Capital expenditure and income in respect of the local authority, it has responsibility for managing the Treasury function of the local authority encompassing both Investment and borrowing requirements. It monitors cash flow, processes renewal of all insurance premium for organisation and manages

creditor payments and Finance element of payroll function, it manages recoument of all Road grants, House Loan Repayments, Non Principal Private residence income and monitors key debtor accounts on an ongoing basis. The Finance Department manages the financial management system for the organisation. The Finance Department has responsibility for ensuring that the organisation fully complies with all tax and regulatory requirements in relation to Creditor and Payroll payments. The following outlines the principal activities in the Finance directorate in 2017.

The 2017 Budget was presented to the Elected Members on the 25th November 2016 and adopted with an Annual Rate on Valuation of €57.70 on the 29th November 2016.

The Annual Financial Statement for 2016 for Cavan County Council was prepared and presented at the Council Meeting on 9th May 2017.

The quarterly EU IMF and GGB returns for 2017 were prepared and submitted to Local Government Finance, Department of the Housing, Planning & Local Government, within the agreed timeframes and presented at the Council Meetings.

Overdraft accommodation for €9m for the year ending 31st December 2017 was approved at the Council meeting on the 14th November 2016, and Department approval was received on the 24th November 2016.

The Finance Department Risk Register for 2017 was prepared and is reviewed on an ongoing basis. The Finance Services Indicators for 2016 were prepared and verified and submitted by the required deadline ,targets for 2017 Finance Service Indicators were agreed following consultation with Line Managers. The three year Capital Programme 2017-2019 was prepared and submitted to elected members on 13th March 2017 for approval .The Audit Report in respect of the Annual Financial Statements 2016 and the audit management letter for 2016 was submitted to the Audit Committee in September 2017 for consideration. The recommendations outlined in both these reports in relation to the Finance Directorate are currently being addressed.

Agresso Milestone 4 (update 5) was a major project carried out with a go live date of 19th June 2017. The upgrade was significant as it was 10 years since the last major update and the software and processes had moved on considerably. This upgrade required the selection of a project team to review existing business processes in Cavan County Council, look at best practice in our sector, brief sections on the changes required and adapt the process/data coming from the old Agresso 5.4. The project team trained all nominated staff on the new modules such as web requisitioning and approving. Data cleansing of the old system was also extensive. Support was given by the project team after go live and is still ongoing. Further training was also given in the June – November period. An update of the system from version 5 to version 7 was also carried out in September which means Cavan County Council has the most up to date version and was one of the first five local authorities to do so.

House Loans

The Council has circa 290 loan accounts, which generated mortgage repayments of €465,840 year to date. Throughout 2017 Cavan County Council has continued to engage with customers who have found themselves in unsustainable arrears positions. The Council has empowered customers to address their arrears by way of the Mortgage Arrears Resolution Process (MARP Process) and the Mortgage to Rent Scheme. During 2017 the Finance Department processed three Mortgage to Rent Schemes applications.

Provision of Payroll Function

This service involves the processing and payment of salaries, wages and pensions for all staff including deduction of P.A.Y.E. and P.R.S.I. and other statutory and non-statutory deductions and completion of all relevant statutory returns. In December 2014 MyPay assumed responsibility for processing all payroll payments on behalf of Cavan County Council. There are

approximately 795 employees on Cavan County Council's payroll, spread across the following pay groups Salaries, Pensions, Wages and Firefighters.

Non Principal Private Residence (NPPR) Charge

In accordance with the provisions of the Local Government (Charges) Act, 2009 as amended a Non Principal Private Residence charge applies to all residential properties in the state that are not occupied as the owner's Principal Residence. Examples of chargeable properties include Rented Properties, Holiday Homes and Vacant Properties. The administration and collection of the charges is operated nationally, on a shared services basis, by the Local Government Computer Services Board (LGCSB). The LGCSB have developed a website (www.nppr.ie) which includes information on the charge as well as a system for registration of properties and payment of the NPPR charge online. An amount of circa €589,000 (net of LGCSB collection costs) was collected in NPPR charges and late penalties year to-date.

Rates

The making of the County Rate for year ending 31/12/2017 was on 20/01/2017. A total of 2,544 Rate Demands were issued for the year 2017 which resulted in a total levy of €13,227,592. The percentage collected for 2016 was 83% as per Appendix 7 of the Annual Financial Statement. The target for 2017 rate collection is an increase of 0.75% on 2016 outturn.

Revaluation Project

Mr. John O'Sullivan, Commissioner of Valuation, made a Valuation Order on 6th October 2017 under section 19 of the Valuation Act 2001 as amended by section 7 of the Valuation (Amendment) Act 2015 for the rating authority area of Cavan County Council. This order signals the formal commencement of the revaluation of all commercial and industrial properties for rating purposes in the rating authority area. The revaluation of Cavan is part of a national programme to modernise the rateable valuation of all commercial and industrial property in Ireland. The programme has already been completed in the rating authority areas: South Dublin, Fingal and Dún Laoghaire-Rathdown County Councils and in Dublin City Council, Waterford City and County Council, Limerick City and County Council; Carlow, Kilkenny, Kildare, Leitrim, Longford, Offaly, Roscommon, Sligo and Westmeath County Councils. In addition to Cavan, the programme is now being extended to the rating authority areas of the counties of Louth, Meath, Monaghan, Tipperary, Wexford and Wicklow. The revaluation will take account of rental values in the rating authority area and will result in a more equitable distribution of commercial rates among ratepayers. A Valuation Manager will assess the value of each property and set a valuation in line with rental values in the rating authority area at the valuation date of 15th September 2017. It is envisaged that the new valuations will be published in September 2019 and come into effect for rating purposes from 2020 onwards.

The Commissioner of Valuation made a presentation to Rates staff and also to the Elected Members which gave an overview of the revaluation process, some broad timelines that will apply and sharing of experiences/lessons learned to date in June 2017. Sample documentation issued by the Valuation Office to all Rates payers on 6th October 2017 was circulated to Elected Members and Rates staff for information purposes. The Rates Staff are currently completing a review of all commercial properties in the County to ensure all commercial properties are rated. Commercial properties that are not rated will be listed for revision to the Valuation Office. There are currently 188 cases listed with the Valuation Office for revision, 90 of which are waiting assignment to Valuer. The remaining cases are currently being valued and revision schedules will issue in due course in respect of these properties.

Motor Tax

The Motor Tax Department is responsible for collection of Motor Tax in the County. The sum of €4,819,866 has been collected to 31/10/2017 in 2017 via Motor tax office. This represents

29,782 transactions of which 23,490 relate to motor tax , 4159 transactions relate to motor tax arrears and balance of transactions relate to miscellaneous items such as statutory off road declarations ,VRC receipts, trailer licences, trade plates etc. The Motor Tax Department also act as a control and collection centre for all lodgments across the organisation .

Internal Audit.

Internal Audit provides an independent appraisal function that is charged with conducting reviews on policies, plans, procedures, practises and performances of the organisation. Its prime objective is to assess the adequacy and effectiveness of the internal controls within Cavan County Council. The role of Internal Audit contributes to the economic and efficient use of resources and is very much a core element of good corporate governance which is pivotal to achieving the main priorities of the Corporate Plan for 2015-2019.

The core areas covered by Internal Audit assessments are:

- Accounting and management systems
- Compliance with internal controls
- Adequacy and integrity of financial data produced
- Compliance with laws and regulations
- Exposure to fraud and / or corruption
- Effective use and safeguarding of assets
- Economic, efficient and effective use of resources

It is the policy of Cavan County Council to maintain and support a quality Internal Audit function in accordance with the Internal Audit Charter 2015. All Council's activities fall within the remit of Internal Audit. The Internal Auditor reports directly to the Chief Executive and the Audit Committee on a quarterly basis.

Procurement

The Procurement Officer issued a new user friendly Procurement Procedure manual to all staff at the end of 2016. In 2017 new, clearer and stronger staff protocols and support tools were implemented to enhance staff procurement compliance. New procurement checks were also initiated through the Councils financial management system (Agresso Milestone 4) to again strengthen staff procurement compliance and improve payment controls.

Supporting SME's is vitally important and over the recent years the Procurement Officer in co-operation with the Local Enterprise Office provided Supplier advice at a number of events, most recently at the launch of Enterprise Week in 2016. In 2017 this support continued through a meet the Buyers event in Northern Ireland - to support cross border suppliers.

Procurement support was provided to all staff in a number of areas such as Community and Enterprise, Arts, Housing, Roads, Environment, Planning, Fire Service, Library Services and Local Enterprise Office. In 2017 a number of key community based projects were supported through the Procurement process e.g. The Social Inclusion and Community Activation Programme 2018 – 2022, and Peace IV projects - Building greater communities, and Building the Capacity of Minority Communities etc.

Information and Communication Technology

During 2017, the IT Section has focused on the objectives of the business areas within the Council in support of the Corporate Plan. Many of our projects will start the journey of digital transformation within the Council. Coupled with this, the IT Section has ensured that all systems and operations continue without interruption.

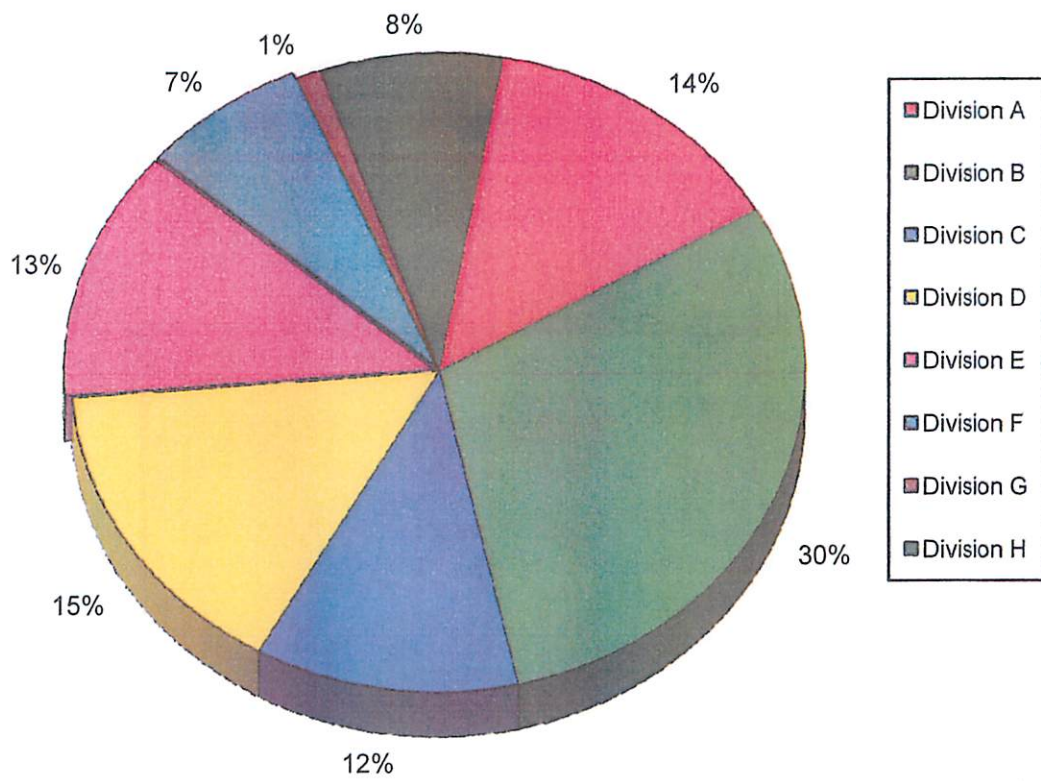
In addition to the operational IT tasks carried out by the Section, the following are the main

projects for 2017:

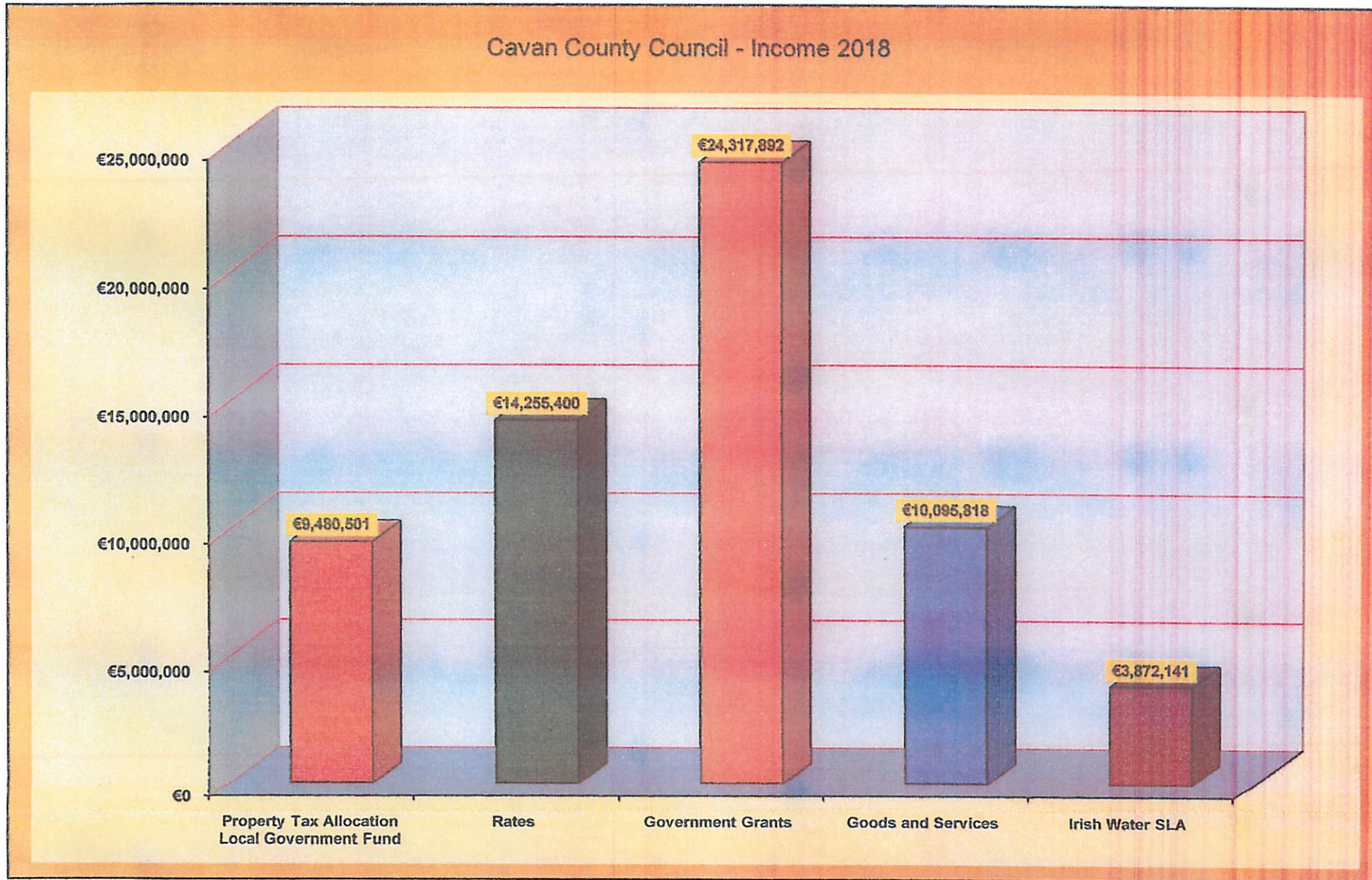
- We upgraded the connections to our remote offices from expensive radio links to the more cost-effective fibre network in the County.
- We created a diverse internet connection for our primary sites which will play a large part in our ability to move our infrastructure to the cloud.
- We have upgraded our core switches to better improve our network traffic and speed up connections.
- We completed a print audit which identified large savings from moving to a managed print service. We are preparing now to tender for this service.
- We began the implementation of a Customer Relationship System (CRM) in the organisation to better improve our customer engagement with the introduction of a tailored CRM module in Planning.
- We created and implemented a staff training plan around ITIL (Information Technology Infrastructure Library) for the IT Section to bring all staff members up to a recognised industry standard.
- We started work on the implementation of a Records and Document Management system which will move us from paper towards online based processes.
- We went to tender and selected a consultant to prepare a digital strategy for the County.
- We completed a feasibility study for the development of a Digital Hub in Cavan Town. Further to this, we applied for grant funding to assist in the development of the new Digital Hub.
- We worked with the DCCA (Department of Communications, Climate Action and Environment) on the promotion of the National Broadband Plan and the selection of prioritised premises as part of the Eir early broadband roll-out.

Appendices A- D

Expenditure 2017



Appendix B



APPENDIX C
ANNUAL RATE ON VALUATION 2017

Local Authority Name	Annual Rate on Valuation 2017 €
Kerry County Council	79.25
Cork County Council	74.75
Cork City Council	74.98
Clare County Council	72.99
Wicklow County Council	72.04
Wexford County Council	71.52
Roscommon County Council	71.44
Meath County Council	69.62
Carlow County Council	69.56
Kildare County Council	68.95
Mayo County Council	68.76
Donegal County Council	68.39
Galway City Council	67.40
Sligo County Council	66.95
Galway County Council	66.59
Offaly County Council	66.00
Longford County Council	65.35
Laois County Council	66.57
Leitrim County Council	62.15
Louth County Council	60.00
Monaghan County Council	58.76
Cavan County Council	57.70
Tipperary County Council	56.77
Kilkenny County Council	54.90
Westmeath County Council	54.54
Average Annual Rate on Valuation	66.64

CAVAN CO. CO. - Contribution to Road Works Scheme
1991 - 2018

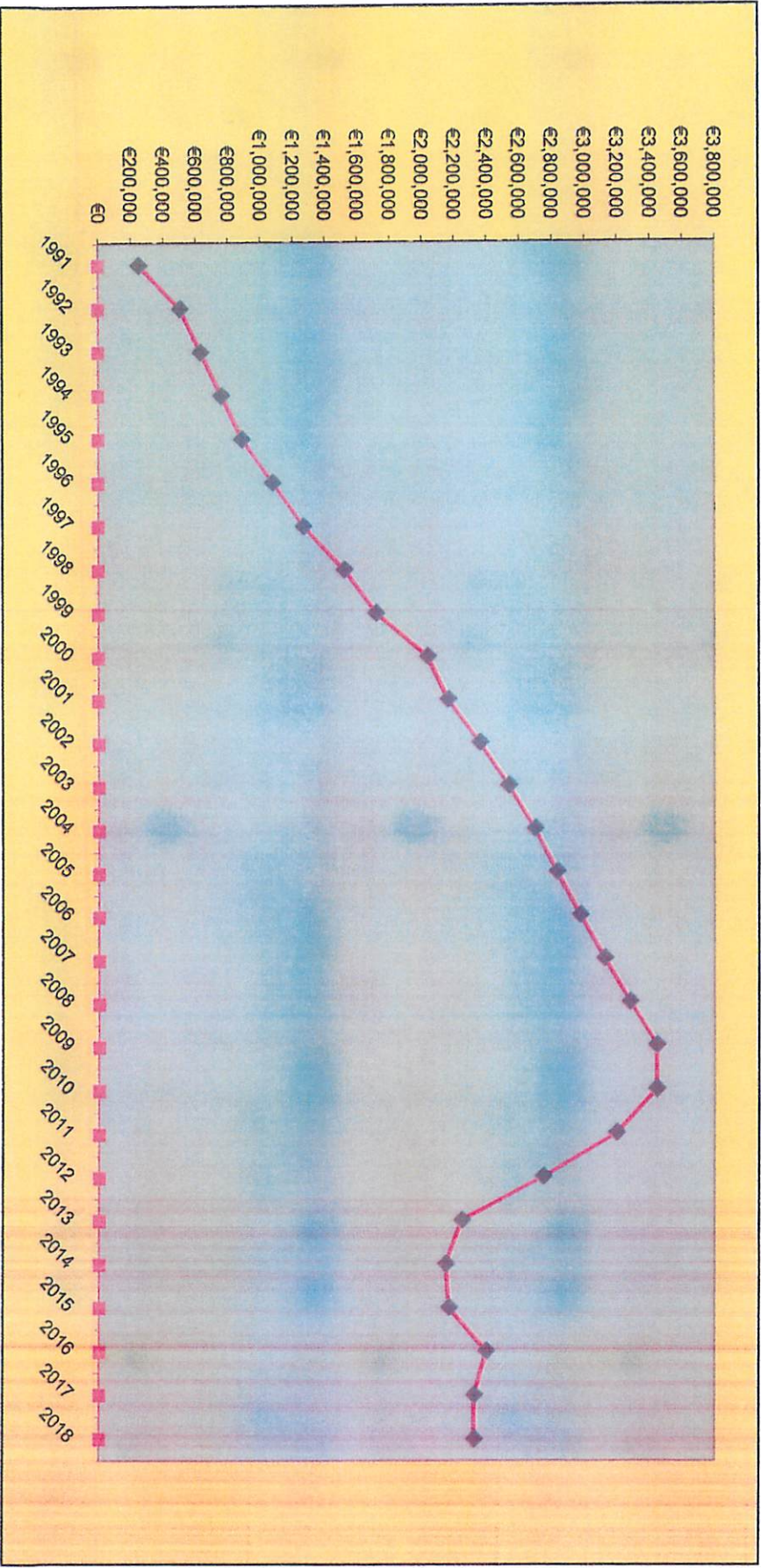


TABLE A - CALCULATION OF ANNUAL RATE ON VALUATION FOR THE FINANCIAL YEAR 2018

Cavan County Council

Summary by Service Division	Expenditure €	Income €	Budget Net Expenditure 2018 €	%	Estimated Net Outturn 2017 Net Expenditure €	%
Gross Revenue Expenditure and Income						
A Housing and Building	8,592,961	9,402,496	(809,535)	-3.4%	(704,041)	-3.1%
B Road Transport & Safety	18,541,510	11,441,271	7,100,239	30.0%	6,730,220	29.7%
C Water Services	7,204,846	7,104,027	100,819	0.4%	50,870	0.2%
D Development Management	9,647,479	5,733,581	3,913,898	16.5%	3,404,600	15.0%
E Environmental Services	7,855,723	1,419,071	6,436,652	27.2%	5,932,729	26.1%
F Recreation and Amenity	4,539,496	674,719	3,864,777	16.3%	3,594,597	15.8%
G Agriculture, Education, Health & Welfare	654,081	463,958	190,123	0.8%	187,039	0.8%
H Miscellaneous Services	4,975,657	2,066,728	2,908,929	12.3%	3,491,677	15.4%
	62,011,753	38,305,851	23,705,902	100.0%	22,687,691	100.0%
Minus County Charge			-		-	
Provision for Debit Balance			-		-	
ADJUSTED GROSS EXPENDITURE AND INCOME (A)			23,705,902		22,687,691	
Provision for Credit Balance			-		-	
Local Property Tax *			9,480,501		9,480,501	
Pension Related Deduction			-		-	
SUB - TOTAL (B)			9,480,501		9,480,501	
NET AMOUNT OF RATES TO BE LEVIED (C)=(A)-(B)			14,225,401			
Value of Base Year Adjustment			-			
AMOUNT OF RATES TO BE LEVIED (GROSS of BYA) (D)			14,225,401			
NET EFFECTIVE VALUATION (E)			233,686			
GENERAL ANNUAL RATE ON VALUATION (D) / (E)			60.8739			

* Represents Discretionary Local Property Tax (Local Property Tax allocation less Self-Funding). See Appendix 2 for details of full LPT allocation

Table B: Expenditure and Income for 2018 and Estimated Outturn for 2017

Division and Services	2018				2017			
	Expenditure		Income		Expenditure		Income	
	Adopted by Council €	Estimated by Chief Executive €	Adopted by Council €	Estimated by Chief Executive €	Adopted by Council €	Estimated Outturn €	Adopted by Council €	Estimated Outturn €
A Housing and Building								
A01 Maintenance & Improvement of LA Housing Units	1,665,985	1,665,985	136,275	136,275	1,653,671	1,772,536	162,999	161,420
A02 Housing Assessment, Allocation and Transfer	381,823	381,823	5,111	5,111	345,901	365,843	4,992	4,992
A03 Housing Rent and Tenant Purchase Administration	442,481	442,481	4,279,106	4,279,106	449,963	444,339	4,040,757	4,155,557
A04 Housing Community Development Support	128,484	128,484	3,707	3,707	121,101	123,223	3,621	3,621
A05 Administration of Homeless Service	196,510	196,510	82,845	82,845	189,981	198,674	59,927	88,212
A06 Support to Housing Capital Prog.	462,629	462,629	106,304	106,304	504,881	482,375	124,075	124,028
A07 RAS Programme	4,675,211	4,675,211	4,589,605	4,589,605	3,938,872	4,431,172	3,989,302	4,420,794
A08 Housing Loans	431,310	431,310	195,375	195,375	500,514	469,270	215,076	184,160
A09 Housing Grants	207,202	207,202	4,168	4,168	154,697	154,039	4,071	4,071
A11 Agency & Recoupable Services	1,326	1,326	-	-	1,307	1,396	-	53
A Division Total	8,592,961	8,592,961	9,402,496	9,402,496	7,860,888	8,442,867	8,604,820	9,146,908

Table B: Expenditure and Income for 2018 and Estimated Outturn for 2017

Division and Services	2018				2017			
	Expenditure		Income		Expenditure		Income	
	Adopted by Council €	Estimated by Chief Executive €	Adopted by Council €	Estimated by Chief Executive €	Adopted by Council €	Estimated Outturn €	Adopted by Council €	Estimated Outturn €
B Road Transport & Safety								
B01 NP Road - Maintenance and Improvement	1,509,130	1,509,130	989,352	989,352	1,204,714	1,297,247	814,563	922,701
B02 NS Road - Maintenance and Improvement	388,388	388,388	222,885	222,885	396,623	476,005	209,706	283,164
B03 Regional Road - Maintenance and Improvement	3,910,311	3,910,311	3,020,588	3,020,588	3,543,198	3,667,343	2,760,070	2,922,377
B04 Local Road - Maintenance and Improvement	10,563,379	10,563,379	6,140,981	6,140,981	9,819,854	10,430,896	5,742,095	6,593,250
B05 Public Lighting	628,759	628,759	1,266	1,266	597,383	613,428	1,236	1,236
B06 Traffic Management Improvement	149,429	149,429	68	68	151,552	238,976	67	67
B07 Road Safety Engineering Improvement	147,847	147,847	26,976	26,976	130,383	300,346	16,532	27,057
B08 Road Safety Promotion & Education	21,085	21,085	-	-	1,070	21,078	-	-
B09 Car Parking	525,000	525,000	646,008	646,008	545,718	689,061	606,678	606,488
B10 Support to Roads Capital Prog	189,779	189,779	11,046	11,046	189,961	194,283	9,173	11,939
B11 Agency & Recoupable Services	508,403	508,403	382,101	382,101	219,991	1,215,726	94,889	1,045,890
B Division Total	18,541,510	18,541,510	11,441,271	11,441,271	16,800,447	19,144,389	10,255,009	12,414,169

Table B: Expenditure and Income for 2018 and Estimated Outturn for 2017

Division and Services	2018				2017			
	Expenditure		Income		Expenditure		Income	
	Adopted by Council €	Estimated by Chief Executive €	Adopted by Council €	Estimated by Chief Executive €	Adopted by Council €	Estimated Outturn €	Adopted by Council €	Estimated Outturn €
C Water Services								
C01 Water Supply	2,072,783	2,072,783	2,000,076	2,000,076	1,878,390	2,201,863	1,988,984	2,028,761
C02 Waste Water Treatment	1,689,124	1,689,124	1,986,204	1,986,204	1,648,664	1,581,930	1,753,398	1,979,212
C03 Collection of Water and Waste Water Charges	31,551	31,551	6,647	6,647	29,990	32,690	6,493	94,676
C04 Public Conveniences	33,242	33,242	347	347	38,743	32,290	339	339
C05 Admin of Group and Private Installations	3,124,209	3,124,209	3,081,195	3,081,195	3,204,665	3,130,178	3,124,097	3,065,567
C06 Support to Water Capital Programme	231,416	231,416	19,915	19,915	229,311	255,001	19,452	19,452
C07 Agency & Recoupable Services	22,521	22,521	9,643	9,643	21,717	16,905	21,583	11,980
C08 Local Authority Water and Sanitary Non Irish Water	-	-	-	-	-	-	-	-
C Division Total	7,204,846	7,204,846	7,104,027	7,104,027	7,051,480	7,250,857	6,914,346	7,199,987

Table B: Expenditure and Income for 2018 and Estimated Outturn for 2017

Division and Services	2018				2017			
	Expenditure		Income		Expenditure		Income	
	Adopted by Council €	Estimated by Chief Executive €	Adopted by Council €	Estimated by Chief Executive €	Adopted by Council €	Estimated Outturn €	Adopted by Council €	Estimated Outturn €
D Development Management								
D01 Forward Planning	284,130	289,130	22,822	22,822	209,708	227,546	31,210	41,210
D02 Development Management	973,522	973,522	299,672	299,672	946,966	950,387	299,215	283,015
D03 Enforcement	176,573	176,573	2,557	2,557	194,758	197,891	2,498	2,498
D04 Industrial and Commercial Facilities	-	-	-	-	-	-	-	-
D05 Tourism Development and Promotion	485,716	485,716	5,762	5,762	492,893	476,469	7,128	5,628
D06 Community and Enterprise Function	5,498,799	5,498,799	4,136,241	4,136,241	4,538,965	2,301,487	3,494,581	1,282,177
D07 Unfinished Housing Estates	184,674	184,674	18,596	18,596	182,428	184,381	18,512	18,512
D08 Building Control	96,809	96,809	1,502	1,502	96,175	90,602	1,467	1,467
D09 Economic Development and Promotion	1,624,887	1,624,887	1,157,048	1,157,048	1,447,138	1,391,463	1,053,221	975,626
D10 Property Management	54,076	54,076	20,525	20,525	40,909	43,765	20,513	20,513
D11 Heritage and Conservation Services	209,795	209,795	46,177	46,177	170,441	166,840	46,083	32,615
D12 Agency & Recoupable Services	58,498	58,498	22,679	22,679	93,461	56,332	58,733	19,302
D Division Total	9,647,479	9,652,479	5,733,581	5,733,581	8,413,842	6,087,163	5,033,161	2,682,563

Table B: Expenditure and Income for 2018 and Estimated Outturn for 2017

Division and Services	2018				2017			
	Expenditure		Income		Expenditure		Income	
	Adopted by Council €	Estimated by Chief Executive €	Adopted by Council €	Estimated by Chief Executive €	Adopted by Council €	Estimated Outturn €	Adopted by Council €	Estimated Outturn €
E Environmental Services								
E01 Landfill Operation and Aftercare	831,987	831,987	500,118	500,118	758,068	716,432	463,115	463,115
E02 Recovery & Recycling Facilities Operations	297,263	297,263	66,214	66,214	293,761	287,051	64,906	91,739
E03 Waste to Energy Facilities Operations	-	-	-	-	-	-	-	-
E04 Provision of Waste to Collection Services	2,626	2,626	85	85	3,218	2,515	83	83
E05 Litter Management	385,676	385,676	43,267	43,267	352,005	395,118	20,145	50,199
E06 Street Cleaning	345,581	345,581	6,589	6,589	343,467	372,211	6,436	6,436
E07 Waste Regulations, Monitoring and Enforcement	562,152	562,152	355,298	355,298	596,761	549,311	345,536	390,036
E08 Waste Management Planning	101,084	101,084	1,278	1,278	104,815	61,911	1,249	1,249
E09 Maintenance of Burial Grounds	22,556	22,556	-	-	23,506	8,640	-	-
E10 Safety of Structures and Places	297,948	297,948	85,707	85,707	291,920	293,524	84,097	79,097
E11 Operation of Fire Service	4,139,887	4,144,887	274,650	274,650	3,870,089	3,895,251	269,194	304,194
E12 Fire Prevention	304,534	304,534	6,960	6,960	292,179	294,779	6,799	7,256
E13 Water Quality, Air and Noise Pollution	564,308	564,308	78,905	78,905	634,336	542,680	76,995	95,180
E14 Agency & Recoupable Services	121	121	-	-	119	1,890	-	-
E Division Total	7,855,723	7,860,723	1,419,071	1,419,071	7,564,244	7,421,313	1,338,555	1,488,584

Table B: Expenditure and Income for 2018 and Estimated Outturn for 2017

Division and Services	2018				2017			
	Expenditure		Income		Expenditure		Income	
	Adopted by Council €	Estimated by Chief Executive €	Adopted by Council €	Estimated by Chief Executive €	Adopted by Council €	Estimated Outturn €	Adopted by Council €	Estimated Outturn €
F Recreation and Amenity								
F01 Leisure Facilities Operations	186,441	186,441	187	187	199,471	187,756	183	183
F02 Operation of Library and Archival Service	1,979,963	1,984,963	74,793	74,793	1,800,013	1,864,906	73,911	106,394
F03 Outdoor Leisure Areas Operations	285,417	285,417	3,770	3,770	407,660	416,640	3,683	3,683
F04 Community Sport and Recreational Development	590,915	530,915	244,544	244,544	315,667	529,816	205,480	395,088
F05 Operation of Arts Programme	1,495,976	1,505,976	351,425	351,425	1,409,173	1,454,874	341,963	354,826
F06 Agency & Recoupable Services	784	784	-	-	773	779	-	-
F Division Total	4,539,496	4,494,496	674,719	674,719	4,132,757	4,454,771	625,220	860,174

Table B: Expenditure and Income for 2018 and Estimated Outturn for 2017

Division and Services	2018				2017			
	Expenditure		Income		Expenditure		Income	
	Adopted by Council €	Estimated by Chief Executive €	Adopted by Council €	Estimated by Chief Executive €	Adopted by Council €	Estimated Outturn €	Adopted by Council €	Estimated Outturn €
G Agriculture, Education, Health & Welfare								
G01 Land Drainage Costs	93,663	93,663	-	-	93,183	93,188	-	-
G02 Operation and Maintenance of Piers and Harbours	-	-	-	-	-	-	-	-
G03 Coastal Protection	-	-	-	-	-	-	-	-
G04 Veterinary Service	544,328	544,328	461,202	461,202	520,427	509,287	420,975	438,360
G05 Educational Support Services	16,090	16,090	2,756	2,756	33,619	33,130	2,692	10,206
G06 Agency & Recoupable Services	-	-	-	-	-	-	-	-
G Division Total	654,081	654,081	463,958	463,958	647,229	635,605	423,667	448,566

Table B: Expenditure and Income for 2018 and Estimated Outturn for 2017

Division and Services	2018				2017			
	Expenditure		Income		Expenditure		Income	
	Adopted by Council €	Estimated by Chief Executive €	Adopted by Council €	Estimated by Chief Executive €	Adopted by Council €	Estimated Outturn €	Adopted by Council €	Estimated Outturn €
H Miscellaneous Services								
H01 Profit & Loss Machinery Account	234,415	234,415	13,175	13,175	154,927	209,678	12,869	12,869
H02 Profit & Loss Stores Account	146,771	146,771	3,310	3,310	126,836	123,921	3,233	3,233
H03 Administration of Rates	2,053,210	2,068,210	46,679	46,679	2,184,963	2,194,077	21,408	38,039
H04 Franchise Costs	82,821	82,821	2,404	2,404	94,959	95,329	2,348	2,348
H05 Operation of Morgue and Coroner Expenses	155,326	155,326	1,012	1,012	154,305	158,726	988	988
H06 Weighbridges	-	-	-	-	-	-	-	-
H07 Operation of Markets and Casual Trading	8,282	8,282	5,197	5,197	8,133	6,802	6,192	5,192
H08 Malicious Damage	63,487	63,487	63,487	63,487	63,487	-	63,487	-
H09 Local Representation & Civic Leadership	774,566	774,566	16,183	16,183	747,151	748,373	15,807	15,807
H10 Motor Taxation	546,664	546,664	39,925	39,925	563,733	539,901	39,579	39,579
H11 Agency & Recoupable Services	910,115	910,115	1,875,356	1,855,356	1,322,268	1,169,411	1,820,173	1,636,486
H Division Total	4,975,657	4,990,657	2,066,728	2,046,728	5,420,762	5,246,218	1,986,084	1,754,541
Overall Total	62,011,753	61,991,753	38,305,851	38,285,851	57,891,649	58,683,183	35,180,862	35,995,492

TABLE C - CALCULATION OF BASE YEAR ADJUSTMENT FOR THE FINANCIAL YEAR 2018

Cavan County Council

Rating Authority	(i) Annual Rate on Valuation 2018 €	(ii) Effective ARV (Net of BYA) 2018 €	(iii) Base Year Adjustment 2018 €	(iv) Net Effective Valuation €	(v) Value of Base Year Adjustment €
	60.8739	-	-	-	-
TOTAL				-	-

Table D

ANALYSIS OF BUDGET 2018 INCOME FROM GOODS AND SERVICES

Source of Income	2018 €	2017 €
Rents from houses	5,315,856	5,103,736
Housing Loans Interest & Charges	114,337	121,426
Parking Fines & Charges	636,714	597,600
Irish Water	3,872,141	3,636,628
Planning Fees	291,000	295,000
Sale/leasing of other property/Industrial Sites	20,500	26,000
Domestic Refuse Charges	-	-
Commercial Refuse Charges	-	-
Landfill Charges	500,000	-
Fire Charges	205,000	205,000
Recreation/Amenity/Culture	180,000	-
Library Fees/Fines	24,500	24,500
Agency Services & Repayable Works	-	-
Local Authority Contributions	230,204	204,549
Superannuation	699,997	683,738
NPPR	420,000	425,598
Other income	1,477,710	2,333,096
Total Goods and Services	13,987,959	13,656,871

Table E

ANALYSIS OF BUDGET 2018 INCOME FROM GRANTS, SUBSIDIES, & LPT

	2018	2017
	€	€
Department of Housing, Planning and Local Government		
Housing & Building	3,760,623	3,198,973
Road Transport & Safety	-	-
Water Services	3,091,940	3,135,024
Development Management	3,017,504	2,489,037
Environmental Services	303,775	301,500
Recreation & Amenity	64,500	-
Agriculture, Food & the Marine	300	2,000
Miscellaneous Services	575,727	244,143
LPT Self Funding	-	-
Sub-total	10,814,369	9,370,677
Other Departments and Bodies		
TII Transport Infrastructure Ireland	10,299,014	9,444,781
Arts, Heritage & Gaeltacht	-	-
DTO	-	-
Social Protection	-	-
Defence	81,000	76,000
Education & Skills	-	-
Library Council	-	-
Arts Council	105,000	93,466
Transport, Tourism & Sport	-	-
Justice & Equality	-	-
Agriculture, Food & The Marine	-	-
Non Dept HFA & BMW	-	-
Jobs, Enterprise, & Innovation	1,017,151	923,366
Other Grants & Subsidies	2,001,358	1,615,701
Sub-total	13,503,523	12,153,314
Total Grants and Subsidies	24,317,892	21,523,991

Table F - Expenditure				
Division A - Housing and Building				
Expenditure by Service and Sub-Service	2018		2017	
	Adopted by Council €	Estimated by Chief Executive €	Adopted by Council €	Estimated Outturn €
A0101 Maintenance of LA Housing Units	1,007,250	1,007,250	994,150	1,096,000
A0102 Maintenance of Traveller Accommodation Units	-	-	-	-
A0103 Traveller Accommodation Management	105,050	105,050	111,432	102,851
A0104 Estate Maintenance	45,000	45,000	45,000	45,000
A0199 Service Support Costs	508,685	508,685	503,089	528,685
A01 Maintenance & Improvement of LA Housing Units	1,665,985	1,665,985	1,653,671	1,772,536
A0201 Assessment of Housing Needs, Allocs. & Trans.	263,712	263,712	229,598	248,367
A0299 Service Support Costs	118,111	118,111	116,303	117,476
A02 Housing Assessment, Allocation and Transfer	381,823	381,823	345,901	365,843
A0301 Debt Management & Rent Assessment	323,251	323,251	332,192	323,111
A0399 Service Support Costs	119,230	119,230	117,771	121,228
A03 Housing Rent and Tenant Purchase Administration	442,481	442,481	449,963	444,339
A0401 Housing Estate Management	13,917	13,917	13,881	13,856
A0402 Tenancy Management	76,190	76,190	69,661	69,934
A0403 Social and Community Housing Service	-	-	-	-
A0499 Service Support Costs	38,377	38,377	37,559	39,433
A04 Housing Community Development Support	128,484	128,484	121,101	123,223
A0501 Homeless Grants Other Bodies	-	-	-	-
A0502 Homeless Service	50,000	50,000	40,000	40,000
A0599 Service Support Costs	146,510	146,510	149,981	158,674
A05 Administration of Homeless Service	196,510	196,510	189,981	198,674
A0601 Technical and Administrative Support	166,312	166,312	183,378	166,567
A0602 Loan Charges	82,359	82,359	100,309	100,309
A0699 Service Support Costs	213,958	213,958	221,194	215,499
A06 Support to Housing Capital Prog.	462,629	462,629	504,881	482,375
A0701 RAS Operations	4,062,278	4,062,278	3,594,966	3,940,000
A0702 Long Term Leasing	371,976	371,976	170,496	312,558
A0704 Affordable Leases	-	-	-	-
A0799 Service Support Costs	240,957	240,957	173,410	178,614
A07 RAS Programme	4,675,211	4,675,211	3,938,872	4,431,172

Table F - Expenditure

Division A - Housing and Building

Expenditure by Service and Sub-Service	2018		2017	
	Adopted by Council	Estimated by Chief Executive	Adopted by Council	Estimated Outturn
	€	€	€	€
A0801 Loan Interest and Other Charges	257,995	257,995	312,774	312,447
A0802 Debt Management Housing Loans	88,702	88,702	104,644	70,369
A0899 Service Support Costs	84,613	84,613	83,096	86,454
A08 Housing Loans	431,310	431,310	500,514	469,270
A0901 Disabled Persons Grants	-	-	-	-
A0902 Loan Charges DPG/ERG	-	-	-	-
A0903 Essential Repair Grants	-	-	-	-
A0904 Other Housing Grant Payments	-	-	-	-
A0905 Mobility Aids Housing Grants	-	-	-	-
A0999 Service Support Costs	207,202	207,202	154,697	154,039
A09 Housing Grants	207,202	207,202	154,697	154,039
A1101 Agency & Recoupable Service	-	-	-	78
A1199 Service Support Costs	1,326	1,326	1,307	1,318
A11 Agency & Recoupable Services	1,326	1,326	1,307	1,396
A Division Total	8,592,961	8,592,961	7,860,888	8,442,867

Table F - Income

Division A - Housing and Building

Income by Source	2018		2017	
	Adopted by Council €	Estimated by Chief Executive €	Adopted by Council €	Estimated Outturn €
Government Grants, Subsidies, & LPT				
Housing, Planning, & Local Government	3,760,623	3,760,623	3,198,973	3,673,906
Other Grants & Subsidies	70,750	70,750	80,000	47,000
LPT Self Funding	-	-	-	-
Total Government Grants, Subsidies, & LPT	3,831,373	3,831,373	3,278,973	3,720,906
Goods & Services				
Rents from houses	5,315,856	5,315,856	5,103,736	5,202,173
Housing Loans Interest & Charges	114,337	114,337	121,426	123,641
Agency Services & Repayable Works	-	-	-	-
Superannuation	59,117	59,117	57,743	57,743
Local Authority Contributions	80,813	80,813	42,942	41,161
Other income	1,000	1,000	-	1,284
Total Goods & Services	5,571,123	5,571,123	5,325,847	5,426,002
Division 'A' Total	9,402,496	9,402,496	8,604,820	9,146,908

Table F - Expenditure

Division B - Road Transport & Safety

Expenditure by Service and Sub-Service	2018		2017	
	Adopted by Council	Estimated by Chief Executive	Adopted by Council	Estimated Outturn
	€	€	€	€
B0101 NP - Surface Dressing	-	-	-	-
B0102 NP - Pavement Overlay/Reconstruction	-	-	-	58,000
B0103 NP - Winter Maintenance	120,000	120,000	120,000	145,000
B0104 NP - Bridge Maintenance (Eirspan)	-	-	-	-
B0105 NP - General Maintenance	967,124	967,124	657,833	650,898
B0106 NP - General Improvements Works	-	-	-	-
B0199 Service Support Costs	422,006	422,006	426,881	443,349
B01 NP Road - Maintenance and Improvement	1,509,130	1,509,130	1,204,714	1,297,247
B0201 NS - Surface Dressing	-	-	-	26,794
B0202 NS - Overlay/Reconstruction	-	-	-	-
B0203 NS - Overlay/Reconstruction – Urban	-	-	-	-
B0204 NS - Winter Maintenance	70,000	70,000	70,000	85,062
B0205 NS - Bridge Maintenance (Eirspan)	-	-	-	-
B0206 NS - General Maintenance	147,757	147,757	134,697	166,342
B0207 NS - General Improvement Works	-	-	-	-
B0299 Service Support Costs	170,631	170,631	191,926	197,807
B02 NS Road - Maintenance and Improvement	388,388	388,388	396,623	476,005
B0301 Regional Roads Surface Dressing	445,380	445,380	449,380	330,693
B0302 Reg Rd Surface Rest/Road Reconstruction/Overlay	1,589,081	1,589,081	1,358,734	197,077
B0303 Regional Road Winter Maintenance	353,000	353,000	353,000	353,000
B0304 Regional Road Bridge Maintenance	-	-	-	-
B0305 Regional Road General Maintenance Works	279,376	279,376	281,885	679,684
B0306 Regional Road General Improvement Works	335,250	335,250	299,000	1,281,151
B0399 Service Support Costs	908,224	908,224	801,199	825,738
B03 Regional Road - Maintenance and Improvement	3,910,311	3,910,311	3,543,198	3,667,343
B0401 Local Road Surface Dressing	1,335,842	1,335,842	1,347,840	1,501,815
B0402 Local Rd Surface Rest/Road Reconstruction/Overlay	2,738,878	2,738,878	2,341,860	885,232
B0403 Local Roads Winter Maintenance	-	-	-	-
B0404 Local Roads Bridge Maintenance	-	-	-	423,491
B0405 Local Roads General Maintenance Works	3,970,004	3,970,004	3,984,766	3,386,420
B0406 Local Roads General Improvement Works	320,250	320,250	294,000	2,317,146
B0499 Service Support Costs	2,198,405	2,198,405	1,851,388	1,916,792
B04 Local Road - Maintenance and Improvement	10,563,379	10,563,379	9,819,854	10,430,896

Table F - Expenditure

Division B - Road Transport & Safety

Expenditure by Service and Sub-Service	2018		2017	
	Adopted by Council	Estimated by Chief Executive	Adopted by Council	Estimated Outturn
	€	€	€	€
B0501 Public Lighting Operating Costs	570,000	570,000	550,000	565,394
B0502 Public Lighting Improvement	-	-	-	(310)
B0599 Service Support Costs	58,759	58,759	47,383	48,344
B05 Public Lighting	628,759	628,759	597,383	613,428
B0601 Traffic Management	-	-	-	-
B0602 Traffic Maintenance	144,718	144,718	148,544	144,696
B0603 Traffic Improvement Measures	-	-	-	90,000
B0699 Service Support Costs	4,711	4,711	3,008	4,280
B06 Traffic Management Improvement	149,429	149,429	151,552	238,976
B0701 Low Cost Remedial Measures	108,282	108,282	91,572	219,030
B0702 Other Engineering Improvements	-	-	-	40,826
B0799 Service Support Costs	39,565	39,565	38,811	40,490
B07 Road Safety Engineering Improvement	147,847	147,847	130,383	300,346
B0801 School Wardens	-	-	-	-
B0802 Publicity and Promotion Road Safety	20,000	20,000	-	20,000
B0899 Service Support Costs	1,085	1,085	1,070	1,078
B08 Road Safety Promotion & Education	21,085	21,085	1,070	21,078
B0901 Maintenance and Management of Car Parks	77,000	77,000	90,626	85,000
B0902 Operation of Street Parking	266,168	266,168	274,985	318,804
B0903 Parking Enforcement	51,531	51,531	53,856	153,569
B0999 Service Support Costs	130,301	130,301	126,251	131,688
B09 Car Parking	525,000	525,000	545,718	689,061
B1001 Administration of Roads Capital Programme	90,113	90,113	92,806	92,806
B1099 Service Support Costs	99,666	99,666	97,155	101,477
B10 Support to Roads Capital Prog	189,779	189,779	189,961	194,283
B1101 Agency & Recoupable Service	369,628	369,628	74,040	1,065,541
B1199 Service Support Costs	138,775	138,775	145,951	150,185
B11 Agency & Recoupable Services	508,403	508,403	219,991	1,215,726
B Division Total	18,541,510	18,541,510	16,800,447	19,144,389

Table F - Income

Division B - Road Transport & Safety

Income by Source	2018		2017	
	Adopted by Council €	Estimated by Chief Executive €	Adopted by Council €	Estimated Outturn €
Government Grants, Subsidies, & LPT				
Arts, Heritage & Gaeltacht	-	-	-	-
TII Transport Infrastructure Ireland	10,299,014	10,299,014	9,444,781	10,639,721
Housing, Planning, & Local Government	-	-	-	-
DTO	-	-	-	-
Other Grants & Subsidies	295,000	295,000	-	40,180
LPT Self Funding	-	-	-	-
Total Government Grants, Subsidies, & LPT	10,594,014	10,594,014	9,444,781	10,679,901
Goods & Services				
Parking Fines & Charges	636,714	636,714	597,600	597,410
Agency Services & Repayable Works	-	-	-	-
Superannuation	183,388	183,388	179,128	179,128
Local Authority Contributions	1,655	1,655	-	-
Other income	25,500	25,500	33,500	957,730
Total Goods & Services	847,257	847,257	810,228	1,734,268
Division 'B' Total	11,441,271	11,441,271	10,255,009	12,414,169

Table F - Expenditure

Division C - Water Services

Expenditure by Service and Sub-Service	2018		2017	
	Adopted by Council	Estimated by Chief Executive	Adopted by Council	Estimated Outturn
	€	€	€	€
C0101 Water Plants & Networks	730,383	730,383	7,512	1,082,879
C0199 Service Support Costs	1,342,400	1,342,400	1,870,878	1,118,984
C01 Water Supply	2,072,783	2,072,783	1,878,390	2,201,863
C0201 Waste Plants and Networks	643,939	643,939	7,512	853,139
C0299 Service Support Costs	1,045,185	1,045,185	1,641,152	728,791
C02 Waste Water Treatment	1,689,124	1,689,124	1,648,664	1,581,930
C0301 Debt Management Water and Waste Water	-	-	-	-
C0399 Service Support Costs	31,551	31,551	29,990	32,690
C03 Collection of Water and Waste Water Charges	31,551	31,551	29,990	32,690
C0401 Operation and Maintenance of Public Conveniences	27,600	27,600	33,000	26,640
C0499 Service Support Costs	5,642	5,642	5,743	5,650
C04 Public Conveniences	33,242	33,242	38,743	32,290
C0501 Grants for Individual Installations	27,000	27,000	20,000	26,307
C0502 Grants for Water Group Schemes	-	-	-	-
C0503 Grants for Waste Water Group Schemes	-	-	-	-
C0504 Group Water Scheme Subsidies	2,950,000	2,950,000	3,000,000	2,935,163
C0599 Service Support Costs	147,209	147,209	184,665	168,708
C05 Admin of Group and Private Installations	3,124,209	3,124,209	3,204,665	3,130,178
C0601 Technical Design and Supervision	-	-	-	17,375
C0699 Service Support Costs	231,416	231,416	229,311	237,626
C06 Support to Water Capital Programme	231,416	231,416	229,311	255,001
C0701 Agency & Recoupable Service	7,661	7,661	7,347	1,697
C0799 Service Support Costs	14,860	14,860	14,370	15,208
C07 Agency & Recoupable Services	22,521	22,521	21,717	16,905
C0801 Local Authority Water - Non Irish Water	-	-	-	-
C0802 Local Authority Waste - Non Irish Water	-	-	-	-
C08 Local Authority Water and Sanitary Non Irish Water	-	-	-	-
C Division Total	7,204,846	7,204,846	7,051,480	7,250,857

Table F - Income

Division C - Water Services

Income by Source	2018		2017	
	Adopted by Council €	Estimated by Chief Executive €	Adopted by Council €	Estimated Outturn €
Government Grants, Subsidies, & LPT				
Housing, Planning, & Local Government	3,091,940	3,091,940	3,135,024	3,076,136
Other Grants & Subsidies	-	-	-	-
Total Government Grants, Subsidies, & LPT	3,091,940	3,091,940	3,135,024	3,076,136
Goods & Services				
Agency Services & Repayable Works	-	-	-	-
Superannuation	139,946	139,946	136,694	136,694
Irish Water	3,872,141	3,872,141	3,636,628	3,987,157
Local Authority Contributions	-	-	-	-
Other income	-	-	6,000	-
Total Goods & Services	4,012,087	4,012,087	3,779,322	4,123,851
Division 'C' Total	7,104,027	7,104,027	6,914,346	7,199,987

Table F - Expenditure

Division D - Development Management

Expenditure by Service and Sub-Service	2018		2017	
	Adopted by Council	Estimated by Chief Executive	Adopted by Council	Estimated Outturn
	€	€	€	€
D0101 Statutory Plans and Policy	244,161	249,161	170,774	186,462
D0199 Service Support Costs	39,969	39,969	38,934	41,084
D01 Forward Planning	284,130	289,130	209,708	227,546
D0201 Planning Control	638,216	638,216	618,271	610,891
D0299 Service Support Costs	335,306	335,306	328,695	339,496
D02 Development Management	973,522	973,522	946,966	950,387
D0301 Enforcement Costs	109,091	109,091	128,120	130,424
D0399 Service Support Costs	67,482	67,482	66,638	67,467
D03 Enforcement	176,573	176,573	194,758	197,891
D0401 Industrial Sites Operations	-	-	-	-
D0403 Management of & Contribs to Other Commercial Facs	-	-	-	-
D0404 General Development Promotion Work	-	-	-	-
D0499 Service Support Costs	-	-	-	-
D04 Industrial and Commercial Facilities	-	-	-	-
D0501 Tourism Promotion	325,397	325,397	335,109	314,677
D0502 Tourist Facilities Operations	-	-	-	-
D0599 Service Support Costs	160,319	160,319	157,784	161,792
D05 Tourism Development and Promotion	485,716	485,716	492,893	476,469
D0601 General Community & Enterprise Expenses	4,016,024	4,016,024	4,116,435	1,840,978
D0602 RAPID Costs	-	-	-	-
D0603 Social Inclusion	1,167,025	1,167,025	110,999	141,034
D0699 Service Support Costs	315,750	315,750	311,531	319,475
D06 Community and Enterprise Function	5,498,799	5,498,799	4,538,965	2,301,487
D0701 Unfinished Housing Estates	140,860	140,860	139,269	139,635
D0799 Service Support Costs	43,814	43,814	43,159	44,746
D07 Unfinished Housing Estates	184,674	184,674	182,428	184,381
D0801 Building Control Inspection Costs	70,595	70,595	69,243	64,225
D0802 Building Control Enforcement Costs	12,368	12,368	13,426	12,190
D0899 Service Support Costs	13,846	13,846	13,506	14,187
D08 Building Control	96,809	96,809	96,175	90,602

Table F - Expenditure

Division D - Development Management

Expenditure by Service and Sub-Service	2018		2017	
	Adopted by Council	Estimated by Chief Executive	Adopted by Council	Estimated Outturn
	€	€	€	€
D0901 Urban and Village Renewal	-	-	-	-
D0902 EU Projects	-	-	-	-
D0903 Town Twinning	-	-	-	-
D0904 European Office	-	-	-	-
D0905 Economic Development & Promotion	353,907	353,907	300,343	397,706
D0906 Local Enterprise Office	1,171,469	1,171,469	1,048,510	893,590
D0999 Service Support Costs	99,511	99,511	98,285	100,167
D09 Economic Development and Promotion	1,624,887	1,624,887	1,447,138	1,391,463
D1001 Property Management Costs	48,456	48,456	35,392	38,000
D1099 Service Support Costs	5,620	5,620	5,517	5,765
D10 Property Management	54,076	54,076	40,909	43,765
D1101 Heritage Services	130,621	130,621	109,875	106,580
D1102 Conservation Services	45,130	45,130	27,161	25,731
D1103 Conservation Grants	-	-	-	-
D1199 Service Support Costs	34,044	34,044	33,405	34,529
D11 Heritage and Conservation Services	209,795	209,795	170,441	166,840
D1201 Agency & Recoupable Service	16,981	16,981	53,167	13,737
D1299 Service Support Costs	41,517	41,517	40,294	42,595
D12 Agency & Recoupable Services	58,498	58,498	93,461	56,332
D Division Total	9,647,479	9,652,479	8,413,842	6,087,163

Table F - Income

Division D - Development Management

Income by Source	2018		2017	
	Adopted by Council €	Estimated by Chief Executive €	Adopted by Council €	Estimated Outturn €
Government Grants, Subsidies, & LPT				
Arts, Heritage & Gaeltacht	-	-	-	-
Housing, Planning, & Local Government	3,017,504	3,017,504	2,489,037	1,169,493
Jobs, Enterprise and Innovation	1,017,151	1,017,151	923,366	580,917
Other Grants & Subsidies	1,075,261	1,075,261	966,550	42,585
Total Government Grants, Subsidies, & LPT	5,109,916	5,109,916	4,378,953	1,792,995
Goods & Services				
Planning Fees	291,000	291,000	295,000	275,000
Agency Services & Repayable Works	-	-	-	-
Superannuation	71,194	71,194	69,541	69,541
Sale/leasing of other property/Industrial Sites	20,000	20,000	20,000	20,000
Local Authority Contributions	-	-	-	-
Other income	241,470	241,470	269,667	525,027
Total Goods & Services	623,664	623,664	654,208	889,568
Division 'D' Total	5,733,580	5,733,580	5,033,161	2,682,563

Table F - Expenditure				
Division E - Environmental Services				
Expenditure by Service and Sub-Service	2018		2017	
	Adopted by Council €	Estimated by Chief Executive €	Adopted by Council €	Estimated Outturn €
E0101 Landfill Operations	448,445	448,445	381,100	377,244
E0102 Contribution to other LAs - Landfill Facilities	-	-	-	-
E0103 Landfill Aftercare Costs.	304,656	304,656	300,657	261,021
E0199 Service Support Costs	78,886	78,886	76,311	78,167
E01 Landfill Operation and Aftercare	831,987	831,987	758,068	716,432
E0201 Recycling Facilities Operations	750	750	430	584
E0202 Bring Centres Operations	210,730	210,730	208,300	185,872
E0204 Other Recycling Services	-	-	600	16,143
E0299 Service Support Costs	85,783	85,783	84,431	84,452
E02 Recovery & Recycling Facilities Operations	297,263	297,263	293,761	287,051
E0301 Waste to Energy Facilities Operations	-	-	-	-
E0399 Service Support Costs	-	-	-	-
E03 Waste to Energy Facilities Operations	-	-	-	-
E0401 Recycling Waste Collection Services	-	-	-	-
E0402 Organic Waste Collection Services	-	-	-	-
E0403 Residual Waste Collection Services	-	-	-	-
E0404 Commercial Waste Collection Services	-	-	-	-
E0406 Contribution to Waste Collection Services	-	-	-	-
E0407 Other Costs Waste Collection	-	-	-	-
E0499 Service Support Costs	2,626	2,626	3,218	2,515
E04 Provision of Waste to Collection Services	2,626	2,626	3,218	2,515
E0501 Litter Warden Service	153,800	153,800	165,049	165,049
E0502 Litter Control Initiatives	48,000	48,000	40,000	46,629
E0503 Environmental Awareness Services	-	-	-	-
E0599 Service Support Costs	183,876	183,876	146,956	183,440
E05 Litter Management	385,676	385,676	352,005	395,118
E0601 Operation of Street Cleaning Service	290,000	290,000	290,000	316,153
E0602 Provision and Improvement of Litter Bins	-	-	-	-
E0699 Service Support Costs	55,581	55,581	53,467	56,058
E06 Street Cleaning	345,581	345,581	343,467	372,211
E0701 Monitoring of Waste Regs (incl Private Landfills)	6,150	6,150	8,650	4,012
E0702 Enforcement of Waste Regulations	401,944	401,944	433,890	387,650
E0799 Service Support Costs	154,058	154,058	154,221	157,649
E07 Waste Regulations, Monitoring and Enforcement	562,152	562,152	596,761	549,311

Table F - Expenditure

Division E - Environmental Services

Expenditure by Service and Sub-Service	2018		2017	
	Adopted by Council	Estimated by Chief Executive	Adopted by Council	Estimated Outturn
	€	€	€	€
E0801 Waste Management Plan	91,083	91,083	95,055	51,641
E0802 Contrib to Other Bodies Waste Management Planning	-	-	-	-
E0899 Service Support Costs	10,001	10,001	9,760	10,270
E08 Waste Management Planning	101,084	101,084	104,815	61,911
E0901 Maintenance of Burial Grounds	18,700	18,700	20,000	2,700
E0999 Service Support Costs	3,856	3,856	3,506	5,940
E09 Maintenance of Burial Grounds	22,556	22,556	23,506	8,640
E1001 Operation Costs Civil Defence	131,800	131,800	129,800	129,800
E1002 Dangerous Buildings	-	-	-	-
E1003 Emergency Planning	73,776	73,776	71,424	70,278
E1004 Derelict Sites	-	-	-	-
E1005 Water Safety Operation	26,000	26,000	25,400	26,181
E1099 Service Support Costs	66,372	66,372	65,296	67,265
E10 Safety of Structures and Places	297,948	297,948	291,920	293,524
E1101 Operation of Fire Brigade Service	3,476,834	3,481,834	3,218,330	3,285,393
E1103 Fire Services Training	253,102	253,102	244,573	244,573
E1104 Operation of Ambulance Service	-	-	-	-
E1199 Service Support Costs	409,951	409,951	407,186	365,285
E11 Operation of Fire Service	4,139,887	4,144,887	3,870,089	3,895,251
E1201 Fire Safety Control Cert Costs	44,410	44,410	41,678	41,678
E1202 Fire Prevention and Education	110,303	110,303	104,929	104,929
E1203 Inspection & Monitoring of Commercial Facilities	57,257	57,257	54,300	54,300
E1299 Service Support Costs	92,564	92,564	91,272	93,872
E12 Fire Prevention	304,534	304,534	292,179	294,779
E1301 Water Quality Management	388,978	388,978	459,095	364,362
E1302 Licensing and Monitoring of Air and Noise Quality	-	-	-	-
E1399 Service Support Costs	175,330	175,330	175,241	178,318
E13 Water Quality, Air and Noise Pollution	564,308	564,308	634,336	542,680
E1401 Agency & Recoupable Service	-	-	-	1,770
E1499 Service Support Costs	121	121	119	120
E14 Agency & Recoupable Services	121	121	119	1,890
E Division Total	7,855,723	7,860,723	7,564,244	7,421,313

Table F - Income

Division E - Environmental Services

Income by Source	2018		2017	
	Adopted by Council €	Estimated by Chief Executive €	Adopted by Council €	Estimated Outturn €
Government Grants, Subsidies, & LPT				
Social Protection	-	-	-	-
Housing, Planning, & Local Government	303,775	303,775	301,500	342,775
Defence	81,000	81,000	76,000	74,500
Other Grants & Subsidies	39,734	39,734	38,000	38,200
Total Government Grants, Subsidies, & LPT	424,509	424,509	415,500	455,475
Goods & Services				
Domestic Refuse Charges	-	-	-	-
Commercial Refuse Charges	-	-	-	-
Agency Services & Repayable Works	-	-	-	-
Superannuation	67,562	67,562	65,995	65,995
Landfill Charges	500,000	500,000	-	463,000
Fire Charges	205,000	205,000	205,000	230,000
Local Authority Contributions	-	-	-	-
Other income	222,000	222,000	652,060	274,114
Total Goods & Services	994,562	994,562	923,055	1,033,109
Division 'E' Total	1,419,071	1,419,071	1,338,555	1,488,584

Table F - Expenditure

Division F - Recreation and Amenity

Expenditure by Service and Sub-Service	2018		2017	
	Adopted by Council	Estimated by Chief Executive	Adopted by Council	Estimated Outturn
	€	€	€	€
F0101 Leisure Facilities Operations	178,075	178,075	191,245	179,581
F0103 Contribution to External Bodies Leisure Facilities	-	-	-	-
F0199 Service Support Costs	8,366	8,366	8,226	8,175
F01 Leisure Facilities Operations	186,441	186,441	199,471	187,756
F0201 Library Service Operations	1,423,295	1,428,295	1,260,663	1,304,043
F0202 Archive Service	-	-	-	-
F0204 Purchase of Books, CD's etc.	75,000	75,000	70,000	70,000
F0205 Contributions to Library Organisations	21,785	21,785	21,785	21,785
F0299 Service Support Costs	459,883	459,883	447,565	469,078
F02 Operation of Library and Archival Service	1,979,963	1,984,963	1,800,013	1,864,906
F0301 Parks, Pitches & Open Spaces	170,438	170,438	308,000	314,599
F0302 Playgrounds	50,000	50,000	37,000	37,184
F0303 Beaches	-	-	-	-
F0399 Service Support Costs	64,979	64,979	62,660	64,857
F03 Outdoor Leisure Areas Operations	285,417	285,417	407,660	416,640
F0401 Community Grants	240,000	180,000	30,000	152,743
F0402 Operation of Sports Hall/Stadium	-	-	-	-
F0403 Community Facilities	64,500	64,500	-	64,500
F0404 Recreational Development	200,612	200,612	201,152	226,566
F0499 Service Support Costs	85,803	85,803	84,515	86,007
F04 Community Sport and Recreational Development	590,915	530,915	315,667	529,816
F0501 Administration of the Arts Programme	733,615	738,615	691,759	703,405
F0502 Contributions to other Bodies Arts Programme	12,000	12,000	12,000	12,000
F0503 Museums Operations	454,012	459,012	415,671	441,528
F0504 Heritage/Interpretive Facilities Operations	2,850	2,850	2,850	1,617
F0505 Festivals & Concerts	21,000	21,000	21,000	21,000
F0599 Service Support Costs	272,499	272,499	265,893	275,324
F05 Operation of Arts Programme	1,495,976	1,505,976	1,409,173	1,454,874
F0601 Agency & Recoupable Service	-	-	-	-
F0699 Service Support Costs	784	784	773	779
F06 Agency & Recoupable Services	784	784	773	779
F Division Total	4,539,496	4,494,496	4,132,757	4,454,771

Table F - Income

Division F - Recreation and Amenity

Income by Source	2018		2017	
	Adopted by Council €	Estimated by Chief Executive €	Adopted by Council €	Estimated Outturn €
Government Grants, Subsidies, & LPT				
Arts, Heritage & Gaeltacht	-	-	-	43,000
Social Protection	-	-	-	-
Housing, Planning, & Local Government	64,500	64,500	-	64,500
Education and Skills	-	-	-	-
Library Council	-	-	-	-
Arts Council	105,000	105,000	93,466	97,016
Other Grants & Subsidies	175,612	175,612	201,151	201,565
Total Government Grants, Subsidies, & LPT	345,112	345,112	294,617	406,081
Goods & Services				
Recreation/Amenity/Culture	180,000	180,000	-	180,000
Library Fees/Fines	24,500	24,500	24,500	21,105
Agency Services & Repayable Works	-	-	-	-
Superannuation	64,753	64,753	63,249	63,249
Local Authority Contributions	-	-	-	-
Other income	60,354	60,354	242,854	189,739
Total Goods & Services	329,607	329,607	330,603	454,093
Division 'F' Total	674,719	674,719	625,220	860,174

Table F - Expenditure

Division G - Agriculture, Education, Health & Welfare

Expenditure by Service and Sub-Service	2018		2017	
	Adopted by Council	Estimated by Chief Executive	Adopted by Council	Estimated Outturn
	€	€	€	€
G0101 Maintenance of Land Drainage Areas	93,000	93,000	92,529	92,529
G0102 Contributions to Joint Drainage Bodies	-	-	-	-
G0103 Payment of Agricultural Pensions	-	-	-	-
G0199 Service Support Costs	663	663	654	659
G01 Land Drainage Costs	93,663	93,663	93,183	93,188
G0201 Operation of Piers	-	-	-	-
G0203 Operation of Harbours	-	-	-	-
G0299 Service Support Costs	-	-	-	-
G02 Operation and Maintenance of Piers and Harbours	-	-	-	-
G0301 General Maintenance - Coastal Regions	-	-	-	-
G0302 Planned Protection of Coastal Regions	-	-	-	-
G0399 Service Support Costs	-	-	-	-
G03 Coastal Protection	-	-	-	-
G0401 Provision of Veterinary Service	-	-	-	-
G0402 Inspection of Abattoirs etc	316,448	316,448	288,930	279,418
G0403 Food Safety	-	-	-	-
G0404 Operation of Dog Warden Service	107,429	107,429	115,182	122,418
G0405 Other Animal Welfare Services (incl Horse Control)	16,300	16,300	16,300	841
G0499 Service Support Costs	104,151	104,151	100,015	106,610
G04 Veterinary Service	544,328	544,328	520,427	509,287
G0501 Payment of Higher Education Grants	-	-	10,216	7,514
G0502 Administration Higher Education Grants	-	-	8,015	9,028
G0503 Payment of VEC Pensions	-	-	-	-
G0504 Administration VEC Pension	-	-	-	-
G0505 Contribution to Education & Training Board	-	-	-	-
G0506 Other Educational Services	-	-	-	-
G0507 School Meals	-	-	-	-
G0599 Service Support Costs	16,090	16,090	15,388	16,588
G05 Educational Support Services	16,090	16,090	33,619	33,130
G0601 Agency & Recoupable Service	-	-	-	-
G0699 Service Support Costs	-	-	-	-
G06 Agency & Recoupable Services	-	-	-	-
G Division Total	654,081	654,081	647,229	635,605

Table F - Income

Division G - Agriculture, Education, Health & Welfare

	2018		2017	
	Adopted by Council €	Estimated by Chief Executive €	Adopted by Council €	Estimated Outturn €
Income by Source				
Government Grants, Subsidies, & LPT				
Arts, Heritage & Gaeltacht	-	-	-	-
Education and Skills	-	-	-	7,514
Housing, Planning, & Local Government	300	300	2,000	300
Transport, Tourism & Sport	-	-	-	-
Other Grants & Subsidies	250,000	250,000	230,000	225,000
Total Government Grants, Subsidies, & LPT	250,300	250,300	232,000	232,814
Goods & Services				
Agency Services & Repayable Works	-	-	-	-
Superannuation	18,158	18,158	17,736	17,736
Contributions by other local authorities	-	-	-	-
Other income	195,500	195,500	173,931	198,016
Total Goods & Services	213,658	213,658	191,667	215,752
Division 'G' Total	463,958	463,958	423,667	448,566

Table F - Expenditure				
Division H - Miscellaneous Services				
Expenditure by Service and Sub-Service	2018		2017	
	Adopted by Council €	Estimated by Chief Executive €	Adopted by Council €	Estimated Outturn €
H0101 Maintenance of Machinery Service	38,145	38,145	25,811	25,812
H0102 Plant and Machinery Operations	79,494	79,494	16,626	65,977
H0199 Service Support Costs	116,776	116,776	112,490	117,889
H01 Profit & Loss Machinery Account	234,415	234,415	154,927	209,678
H0201 Purchase of Materials, Stores	-	-	-	-
H0202 Administrative Costs Stores	112,945	112,945	94,147	89,528
H0203 Upkeep of Buildings, stores	-	-	-	-
H0299 Service Support Costs	33,826	33,826	32,689	34,393
H02 Profit & Loss Stores Account	146,771	146,771	126,836	123,921
H0301 Administration of Rates Office	288,005	288,005	243,946	251,480
H0302 Debt Management Service Rates	180,246	180,246	181,315	177,509
H0303 Refunds and Irrecoverable Rates	1,395,000	1,410,000	1,571,156	1,571,156
H0399 Service Support Costs	189,959	189,959	188,546	193,932
H03 Administration of Rates	2,053,210	2,068,210	2,184,963	2,194,077
H0401 Register of Elector Costs	59,374	59,374	72,001	72,001
H0402 Local Election Costs	-	-	-	-
H0499 Service Support Costs	23,447	23,447	22,958	23,328
H04 Franchise Costs	82,821	82,821	94,959	95,329
H0501 Coroner Fees and Expenses	130,108	130,108	130,228	135,228
H0502 Operation of Morgue	-	-	-	-
H0599 Service Support Costs	25,218	25,218	24,077	23,498
H05 Operation of Morgue and Coroner Expenses	155,326	155,326	154,305	158,726
H0601 Weighbridge Operations	-	-	-	-
H0699 Service Support Costs	-	-	-	-
H06 Weighbridges	-	-	-	-
H0701 Operation of Markets	-	-	-	-
H0702 Casual Trading Areas	6,112	6,112	5,994	4,572
H0799 Service Support Costs	2,170	2,170	2,139	2,230
H07 Operation of Markets and Casual Trading	8,282	8,282	8,133	6,802
H0801 Malicious Damage	63,487	63,487	63,487	-
H0899 Service Support Costs	-	-	-	-
H08 Malicious Damage	63,487	63,487	63,487	-

Table F - Expenditure

Division H - Miscellaneous Services

Expenditure by Service and Sub-Service	2018		2017	
	Adopted by Council	Estimated by Chief Executive	Adopted by Council	Estimated Outturn
	€	€	€	€
H0901 Representational Payments	318,355	318,355	301,032	301,032
H0902 Chair/Vice Chair Allowances	24,000	24,000	24,000	24,000
H0903 Annual Allowances LA Members	90,747	90,747	90,747	90,747
H0904 Expenses LA Members	42,600	42,600	42,600	42,500
H0905 Other Expenses	77,000	77,000	77,000	72,000
H0906 Conferences Abroad	8,000	8,000	8,000	4,500
H0907 Retirement Gratuities	-	-	-	-
H0908 Contribution to Members Associations	17,700	17,700	16,400	16,930
H0909 General Municipal Allocation	-	-	-	-
H0999 Service Support Costs	196,164	196,164	187,372	196,664
H09 Local Representation & Civic Leadership	774,566	774,566	747,151	748,373
H1001 Motor Taxation Operation	366,387	366,387	385,978	356,077
H1099 Service Support Costs	180,277	180,277	177,755	183,824
H10 Motor Taxation	546,664	546,664	563,733	539,901
H1101 Agency & Recoupable Service	495,315	495,315	903,757	570,485
H1102 NPPR	125,703	125,703	137,775	302,235
H1199 Service Support Costs	289,097	289,097	280,736	296,691
H11 Agency & Recoupable Services	910,115	910,115	1,322,268	1,169,411
H Division Total	4,975,657	4,990,657	5,420,762	5,246,218
Overall Total	62,011,753	61,991,753	57,891,649	58,683,183

Table F - Income

Division H - Miscellaneous Services

Income by Source	2018		2017	
	Adopted by Council €	Estimated by Chief Executive €	Adopted by Council €	Estimated Outturn €
Government Grants, Subsidies, & LPT				
Social Protection	-	-	-	-
Housing, Planning, & Local Government	575,727	575,727	244,143	205,656
Justice & Equality	-	-	-	-
Agriculture, Food & the Marine	-	-	-	-
Non Dept HFA and BMW	-	-	-	-
Other Grants & Subsidies	95,000	95,000	100,000	90,911
Total Government Grants, Subsidies, & LPT	670,727	670,727	344,143	296,567
Goods & Services				
Agency Services & Repayable Works	-	-	-	-
Superannuation	95,879	95,879	93,652	93,652
NPPR	420,000	400,000	425,598	650,000
Contributions by other local authorities	147,736	147,736	161,607	161,607
Other income	732,386	732,386	961,084	552,715
Total Goods & Services	1,396,001	1,376,001	1,641,941	1,457,974
Division 'H' Total	2,066,728	2,046,728	1,986,084	1,754,541
Overall Total	38,305,850	38,285,850	35,180,862	35,995,492

Appendix 1**SUMMARY OF CENTRAL MANAGEMENT CHARGE FOR YEAR 2018**

Description	2018	2017
	€	€
Area Office Overhead	1,050,021	1,009,272
Corporate Affairs Overhead	815,846	784,833
Corporate Buildings Overhead	660,630	742,054
Finance Function Overhead	730,800	721,031
Human Resource Function Overhead	1,088,445	1,048,624
IT Services Overhead	870,934	875,602
Print & Post Room Service Overhead	119,566	119,182
Pension & Lump Sum Overhead	3,915,933	3,722,249
Total Expenditure Allocated to Services	9,252,175	9,022,847

Appendix 2

SUMMARY OF LOCAL PROPERTY TAX ALLOCATION FOR YEAR 2018

Description	2018	2018
	€	€
Discretionary		
Discretionary Local Property Tax (Table A)	9,480,501	
	<hr/>	9,480,501
Self Funding - Revenue Budget		
Housing & Building	-	
Roads, Transport, & Safety	-	
	<hr/>	-
Total Local Property Tax - Revenue Budget		<hr/> 9,480,501
Self Funding - Capital Budget		
Housing & Building	-	
Roads, Transport, & Safety	-	
	<hr/>	
Total Local Property Tax - Capital Budget		<hr/> -
Total Local Property Tax Allocation (Post Variation)		<hr/> 9,480,501

CERTIFICATE OF ADOPTION

I hereby certify that at the Budget Meeting of Cavan County Council held this 29th day of November 2017, the Council by resolution adopted for the financial year ending on the 31st day of December 2018 the Budget set out in Tables *(A-F) and by resolution determined in accordance with the said Budget the Rates set out in Tables *(B and C) to be the Annual Rate on Valuation to be levied for that year for the purposes set out in those Tables.

Signed Paddy Mc Donald
Cathaoirleach

Countersigned [Signature]
Chief Executive

Dated this 29th day of November 2017